



# Budget 2020–21

Agency Resourcing  
Budget Paper No. 4  
2020–21

Circulated by

Senator the Honourable Mathias Cormann  
Minister for Finance  
of the Commonwealth of Australia

For the information of honourable members  
on the occasion of the Budget 2020–21

6 October 2020

© Commonwealth of Australia 2020

ISSN 0728 7194 (print); 1326 4133 (online)

This publication is available for your use under a Creative Commons BY Attribution 3.0 Australia licence, with the exception of the Commonwealth Coat of Arms, third party content and where otherwise stated. The full licence terms are available from <http://creativecommons.org/licenses/by/3.0/au/legalcode>.



Use of Commonwealth of Australia material under a Creative Commons BY Attribution 3.0 Australia licence requires you to attribute the work (but not in any way that suggests that the Commonwealth of Australia endorses you or your use of the work).

Commonwealth of Australia material used 'as supplied'.

Provided you have not modified or transformed Commonwealth of Australia material in any way including, for example, by changing the Commonwealth of Australia text; calculating percentage changes; graphing or charting data; or deriving new statistics from published statistics – then the Commonwealth of Australia prefers the following attribution:

Source: *The Commonwealth of Australia*.

### **Derivative material**

If you have modified or transformed Commonwealth of Australia material, or derived new material from those of the Commonwealth of Australia in any way, then the Commonwealth of Australia prefers the following attribution:

*Based on Commonwealth of Australia data.*

### **Use of the Coat of Arms**

The terms under which the Coat of Arms can be used are set out on the Department of the Prime Minister and Cabinet website (see [www.pmc.gov.au/government/commonwealth-coat-arms](http://www.pmc.gov.au/government/commonwealth-coat-arms)).

### **Other uses**

Enquiries regarding this licence and any other use of this document are welcome at:

Manager  
Media Unit  
The Treasury  
Langton Crescent  
Parkes ACT 2600  
Email: [medialiaison@treasury.gov.au](mailto:medialiaison@treasury.gov.au)

### **Internet**

A copy of this document is available on the central Budget website at: [www.budget.gov.au](http://www.budget.gov.au).

Printed by CanPrint Communications Pty Ltd.

# Contents

<b>Preface .....</b>	<b>3</b>
<b>Introduction and Guide to Budget Paper No. 4 .....</b>	<b>23</b>
<b>Part 1: Agency Financial Resourcing.....</b>	<b>31</b>
Agency Resourcing Table .....	36
Special Appropriations Table .....	117
Special Accounts Table.....	127
<b>Part 2: Staffing of Agencies .....</b>	<b>159</b>
<b>Part 3: Expenses and Net Capital Investment .....</b>	<b>171</b>
<b>Appendix A: Agency Outcome Statements .....</b>	<b>181</b>

## Acronyms and notes

AAO	Administrative Arrangements Order
AAS	Australian Accounting Standards
AASB	Australian Accounting Standards Board
AEIFRS	Australian Equivalents to International Financial Reporting Standards
Agency/entity	Has the same meaning as <i>Commonwealth entity</i> within the <i>Public Governance, Performance and Accountability Act 2013</i>
APS	Australian Public Service
ASL	Average Staffing Level
CRF	Consolidated Revenue Fund
FBO	Final Budget Outcome
Finance Minister	Minister for Finance
GFS	Government Finance Statistics
GGS	General Government Sector
IMF	International Monetary Fund
MoG	machinery of government
PGPA Act	<i>Public Governance, Performance and Accountability Act 2013</i>
SPPs	Specific Purpose Payments

The following notations are used in this Budget Paper:

-	nil estimates of expenditure
na	not applicable (unless otherwise specified)
\$m	millions of dollars
\$b	billions of dollars

## **Purpose of Budget Paper No. 4**

In 2020-21, agencies will have responsibility for administering approximately \$578.5 billion in expenses to deliver services for individuals, families and businesses.

Budget Paper No. 4 sets out the departmental funding for agencies,<sup>1</sup> administered funding managed by agencies, their funding sources and the purposes of that funding under the Outcome statements for each agency in the General Government Sector.<sup>2</sup>

Additionally, information is provided on the staffing of agencies delivering services to the Australian community. Taken together, the information in Budget Paper No. 4 shows the full allocation of resources across the General Government Sector.

- 
- 1 For ease of reading, the term 'agency' is used throughout this Preface to refer to non-corporate and corporate Commonwealth entities.
  - 2 The General Government Sector provides public services that are mainly non-market in nature and for the collective consumption of the community, or involve the transfer or distribution of income. These services are largely financed through taxes and other compulsory levies, user charging and external funding (2020-21 Budget, Budget Paper No. 1, Statement 10, Appendix A).



## Preface

In my role as the Minister for Finance, I am proud of the Australian public sector's (APS's) response to the unprecedented demands that bushfires and the COVID-19 pandemic have placed on the Australian community this year.

Since 2014–15, the Preface to *Budget Paper No. 4* has progressively outlined the Government's roadmap for modernising the public sector to support Australia.

This year's Preface outlines key actions that the Government has taken to respond to the devastating bushfires and the COVID-19 pandemic. It outlines the responsive ways that the Government and public sector are supporting individuals, businesses and local communities to recover and flourish into the future. It also presents the Government's plans to further equip the public sector to rapidly and effectively implement policy and shows how the APS is well placed to support the Government's efforts to drive economic recovery and community rebuilding.

### **The journey so far...**

2014-15 – A journey towards a smaller public service and government

2015-16 – Building efficiency and effectiveness in the public sector

2016-17 – Modernising the business of government

2017-18 – Improving public sector productivity and sustainability

2018-19 – Better services to citizens and businesses, delivered more efficiently

2019-20 – A professional and connected public sector, delivering results for all Australians

2020-21 – Ready and able to respond

As set out in the July Economic and Fiscal Update, the Government had already responded to the COVID-19 pandemic with commitments of \$299 billion to protect Australians' health, keep businesses resilient and keep Australians in jobs. This included \$164.1 billion in economic measures, \$9.4 billion in measures to support the response of the health system and a further \$125 billion in balance sheet support.

The Government had this capacity as a result of the decisions that it had made prior to this crisis, which had improved the Budget position by more than \$250 billion over the 10 years to 2022-23.

Through years of investment in modernising the systems and business practices of Commonwealth agencies, the Government has strengthened the ability of the APS to meet the historical challenges that arose in 2020. The public sector had the flexible technology and the skills it needed to respond dynamically to the community's needs and in keeping with the government's physical distancing requirements. Agencies that are amongst the most complex organisations in the country were able to deploy most of their workforces remotely within days, while managing significant increases in

work volumes to provide support to Australians. This has arguably been one of the most productive periods in modern public service history with staff working all hours to deliver very significant policy measures in response to the health and economic impacts of a once in a hundred years global pandemic across Australia. In recent years, the Government positioned the public service for success, through progressive improvements to the APS operating model. This range of enhanced capabilities include:

- The Welfare Payment Infrastructure Transformation program that provides new and improved channels for accessing the welfare system, ensuring quicker approvals, faster payments and the flexibility to implement new payments faster than ever.
- The Digital Identity system that is being used by more than 1.6 million Australians and 1.1 million businesses to access over 70 government online services.
- The \$500 million Modernisation Fund that has improved how the public service works, providing new technologies, datasets, analytic systems and collaborative tools.
- The GovCMS website platform which hosts 300 sites and managed an increase in demand of almost 400 per cent in the March quarter of 2019- 20 over the previous quarter. GovTEAMS, the APS wide collaboration platform, has enabled online collaboration between the public, private and non-profit sectors during the height of lock-down restrictions.
- The ongoing consolidation of functions that has created larger agencies, which have then provided a wide diversity of administrative expertise and increased scale, allowing them to rapidly reassign staff to emerging pressure points.
- The investment in shared services for back-office corporate functions that allows agencies to better focus staff and managerial attention to front-line responsibilities.

The 2020-21 Budget takes a strategic approach to stimulating investment, growing the economy and creating jobs. While the private sector is key to growth, the economic recovery will be underpinned by the Government's coherent policy direction and strong program delivery. Temporary economic measures in this Budget are designed to boost the economy through a sustainable resurgence of jobs, growth and improved business productivity and capability.

## **Delivering for Australians**

In challenging times, the Government is providing leadership through coordinating response and recovery activities for Australians.

The 'Black Summer' bushfires were enormous in their scale: 13.8 million hectares of land was burnt across Australia, an area five times the size of Tasmania. Thirty-three lives were lost, more than 3,000 homes and 7,000 facilities were destroyed and there was a devastating impact on wildlife and the environment.



The Government quickly committed resources to respond to the fires, through the Australian Defence Force (ADF) and the APS, and by bringing in equipment and personnel from overseas. The ADF has also been made available for rapid redeployment to help manage COVID-19 pressures, in collaboration with other levels of government.

### **Australian Defence Force (ADF)**

Operation BUSHFIRE ASSIST was stood-up on 31 December 2020 and ultimately represented the largest ever mobilisation of the ADF in response to a domestic disaster in Australia's history. At the operation's peak, some 6,500 ADF servicemen and women, hundreds of APS personnel, and contractors and industry partners provided support to the emergency services in six states and territories.

Airfields and naval bases provided critical infrastructure from which aerial firefighting efforts and rescue operations were launched. Maritime and air capabilities helped mobilise ADF personnel, transport emergency supplies and evacuate more than 1,100 civilians from Mallacoota.

Around the fire fronts, ADF personnel delivered more than 77,000 meals to firefighters and emergency service workers, cleared 4,800 kilometres of road and 240 kilometres for firebreaks, repaired 1,280 kilometres of fencing, purified 10 million litres of water, and provided other services to bushfire-ravaged communities, like distributing fodder and fuel or offering pastoral care and counselling to civilians.

### **Services Australia**

Services Australia responded to the Bushfires by delivering disaster relief payments. Services Australia mobilised its two mobile service centres to reach 96 communities and, in partnership with the ADF, was able to deploy over 20 mobile servicing teams to provide immediate on the ground support.

By harnessing a New Payments Platform, which enables money to be delivered in real time, Services Australia was able to deliver payments to people affected within minutes of their initial phone call. An ongoing pilot of the Department of Home Affairs' Face Verification Service was also extended to provide an easy and secure form of ID, comparing an image of a person against an image held on their government record, such as an Australian passport or visa.

While Operation BUSHFIRE ASSIST enabled the immediate response, the Government has delivered ongoing support through a number of critical recovery programs in devastated communities. This included allocating over \$2 billion through more than 30 recovery initiatives, establishing the National Bushfire Recovery Agency to deliver these initiatives and working in partnership with local support networks and other levels of government.

## **The National Bushfire Recovery Agency**

Following the initial emergency, the National Bushfire Recovery Agency was established with staff from 25 agencies coming together to create an operationally independent unit within the Department of the Prime Minister and Cabinet to lead the recovery.

The Agency's vision is that bushfire-affected communities are empowered to recover and build a resilient future. The Agency has staff working on the ground in fire-affected areas who help to connect people with the right support, regardless of whether this support is delivered by government, private sector or not-for-profit organisations.

Under the Disaster Recovery Funding Arrangements, the Commonwealth is working with states and territories to undertake debris clean-up. As at 31 August 2020, over 4,800 properties have been cleared under this program. All residential properties in South Australia and Victoria have been cleared, and in New South Wales, clean-up of most residential properties is complete.

As the response to the immediate impact of the bushfires was being implemented, the COVID-19 pandemic started to affect the Australian community.

The Government responded promptly to support the Australian community with a range of economic measures delivered at pace to support households, individuals and businesses, along with direct support to the healthcare system.

In addition to work in Canberra to execute urgent changes to payment systems and policy work on emergency relief legislation, frontline APS staff around the country have been providing a range of services and support directly to members of the Australian community.

## COVID-19 response

### Services Australia



Services Australia has processed over 1.2 million JobSeeker applications since mid-March. With additional resources to help support the increased workload, Services Australia processed more JobSeeker claims in six weeks than it would usually process in a year.

### Australian Taxation Office (ATO)



The JobKeeper Payment has covered a large proportion of the economy, having supported over 3.8 million individuals in over one million businesses and not-for-profits. To date, payments have totalled around \$60 billion over the first 11 JobKeeper Payment fortnights.

Additionally, 4.5 million applications for early release of superannuation have been actioned, equating to approximately \$33.5 billion to 20 September 2020.

### Australian Defence Force (ADF)



Over 3,000 Defence personnel have been allocated to support national efforts to respond to COVID-19. At its peak-to-date on 1 September 2020, this number was 3,548 personnel.

### Australian Public Service Commission (APSC)



Facilitated the temporary re-assignment of over 2,000 APS employees to critical areas including the Department of Health, the National COVID-19 Commission, Services Australia and the ATO.

## Government is investing to grow jobs and the economy

In this Budget, the Government, supported by the APS, is prioritising the recovery from the COVID-19 pandemic. At the core of the Government's 2020-21 Budget are strategies to transition back to normal conditions as soon as possible, focussing above all else on creating more jobs and building on Australia's international competitiveness.

Unlike previous economic shocks, where social support has been predicated on establishing a relationship between newly-unemployed workers and welfare agencies, we have ensured that where work hours were impacted by COVID-19 health restrictions, the relationship between employer and employee has not been broken. Our strategies aim to get business back in the position of fully paying the wages of their staff. We are also taking the opportunity to back new business opportunities and train Australian workers for the new jobs that are increasingly in demand.



### **Providing Rapid Response Support to help Australian businesses during COVID-19**

The Entrepreneurs' Programme is supporting many Australian businesses through the COVID-19 pandemic, providing advice and financial assistance to ensure businesses can prosper and grow during and following the crisis.

The Entrepreneurs' Programme delivers advice and grants to enable high-potential Australian businesses to strengthen, grow, innovate and commercialise nationally and globally. At the onset of COVID-19, the Entrepreneurs' Programme rolled out a rapid response service to help businesses through the immediate impacts of the pandemic. Delivered remotely and online, program facilitators are helping businesses to bridge the crisis so they can continue to grow as the economy recovers.

The service was set up in March 2020 and, in the first four months, over 2,500 businesses have received rapid response advisory support. This, compared to approximately 3,500 businesses accessing program advisory services annually in previous years, means the rapid response service has proven to be a popular and successful support service for Australian businesses.

In the 2020-21 Budget, the Government will seek to boost Australia's productivity further with a range of key investments including the continuation of support to transition Australia into a leading digital economy; boost essential infrastructure development; and invest in training to prepare Australians for future jobs growth as part of recovery.

We want to ensure that temporary fiscal support is well targeted and not providing a disincentive to the recruitment of workers or increases in hours. Our COVID-19 Economic Recovery Plan will back Australians into real jobs and provide the foundation for businesses to grow into the future. Most importantly, the Government will provide \$4 billion over three years from 2020-21 for the JobMaker Hiring Credit initiative that will deliver immediate incentives to businesses to create new jobs early in their recovery.

The Government will commit \$62.8 million over two years from 2020-21 to the Local Jobs - COVID-19 Recovery Program. The Local Jobs Recovery Program will coordinate employment and training solutions at a local level for the 25 most disadvantaged employment regions to reskill, upskill and assist people to secure employment.

### **Australia as a digital leader**

The need to respond to the COVID-19 pandemic has changed the way that the Government and APS serve the needs of the public. The APS has built on the Government's investment in more accessible, smarter and seamless digital services. Leading global expertise in ICT has been engaged to ensure that we build the most advanced technologies.

The COVID-19 pandemic has accelerated Australia's acceptance and use of digital capabilities and the Government will cement this change in the way Australian businesses work by making further investments in digital capability. A recent report (by Microsoft and alphaBeta Australia) found that 'Australian firms rapidly adopted technology during COVID-19, with as many Australian businesses increasing their adoption of key digital technologies in the past year as over the past 10 years'. Digital technologies have enabled business to continue operating during this period with many adopting new technologies during the pandemic to find new customers, diversify into new product or service markets, and further enhance their capabilities and resilience.

For some time now, the private sector has been accelerating its investment in innovative digital services. This has allowed customers to undertake transactions at any time, and through improved data analysis, supported business to better understand and anticipate the needs of clients. The Government has seen the positive impact of these changes and has committed to ensuring that the public sector can meet changed expectations of how people want to do business.

In November 2019, the Prime Minister recognised the opportunities that a digitally enabled economy presented when the Digital Technology Taskforce was established in the Department of the Prime Minister and Cabinet, to report to the Prime Minister and the Treasurer on how Australia can accelerate its transformation as a leading digital economy by 2030.

Not all businesses have unlocked the full benefits and productivity growth that digital technologies provide. There are still large numbers of Australian firms who have not established a web presence or adopted e-commerce practices. This pattern indicates that a substantial number of business managers are yet to develop the capability and confidence to digitally transform their operations. The Government's Digital Business Plan includes a number of initiatives to support businesses along this journey towards improved business resilience and performance.

### **JobMaker Plan — Digital Business Plan \$796.4 million over four years**

The Government's Digital Business Plan will drive progress towards Australia becoming a leading digital economy and support the adoption of digital technologies by prioritising modern digital infrastructure and skills; reducing regulatory barriers; supporting small and medium enterprise capability; and making it easier to do business with government digitally. Some key elements of the plan include:

- The Australian Small Business Advisory Service – Digital Solutions program will support small businesses to take advantage of digital technologies through an expansion of a Digital Readiness Assessment tool and a Digital Directors training package.
- The Modernising Business Registers initiative will transfer existing business registers to one modernised platform to create a single, accessible and trusted source of business data.
- The Digital Identity system will allow Australians to access additional Government services through myGov accounts, including those from other levels of government, and provide additional security and privacy controls. The Government will develop primary legislation to expand the use of Digital Identity for use by the private sector.
- To accelerate the rollout of 5G, investment will be made in commercial trials and testbeds in key industry sectors such as agriculture, mining, logistics and manufacturing.

This investment will be underpinned by the 2020 Cyber Security Strategy which will ensure that Australia's cyber security is robust, by improving security practices and awareness across the Australian economy.

In addition to these investments, the Government has endorsed a \$4.5 billion network investment plan put forward by NBN Co that will bring access to ultra-fast broadband by 2023 for up to 75 per cent of fixed line premises across regional and metropolitan Australia and create 25,000 new jobs in industries such as construction, engineering, project management, transport and retail. The onset of COVID-19 has brought forward demand for faster broadband speeds by many years, making it feasible to enhance the network where emerging demand justifies it. The ultra-fast service will help stimulate economic recovery and add more than \$6.4 billion to annual GDP from 2024.

This plan is appropriate now that the network covers over 99 per cent of Australian premises. It will deliver enhanced digital capabilities supporting business innovation, productivity and growth, and co-investment funding to further improve broadband services for Australia's regional communities.

The Government has established the 'APS Professions' model that aims to lift in-house skills and expertise and ensure rewarding public service careers. Two of these APS professions are the Digital Professional Stream, which commenced in April 2020 and that is being delivered by the APSC with the DTA; and the Data Professional Stream commenced in September 2020, delivered by the APSC and the Australian Bureau of Statistics.

The Data Professional Stream is designed to source, grow and mobilise data expertise across the APS. This will contribute to responsible use of data for better policy advice,

regulation and services. The Digital Professional Stream will lift in-house digital capability, to deliver high calibre public services and allow the APS to lend support to small business as part of programs to bolster digital capability across our economy.

The above initiatives are necessary elements for Australia to be a digital leader by 2030.

## **Strategic investments in infrastructure and manufacturing capability**

Australians expect the Government and the public sector to ensure the right foundations for growth. Investment in the right infrastructure and manufacturing capability will drive productivity in Australia's cities and regions. In the 2020-21 Budget, the Government has taken a proactive approach to act early on shovel-ready infrastructure to help businesses and the economy to rebuild and flourish. As well as building critical infrastructure, the Government's investments in regional Australia will support regions as a home to skilled workers.

These investments include:

- \$7.5 billion to tackle congestion, improve safety and deliver essential transport links in partnership with the states and territories.
- \$2.0 billion over two years from 2020-21 to deliver small scale road safety projects, and an additional \$1 billion over two years from 2020-21 to support local councils to engage local businesses and workforces to maintain and deliver social infrastructure projects and bolster the safety and resilience of local road networks.
- \$552.9 million over four years from 2020-21 for its Supporting Regional Australia Package which will support regional Australia to recover from the impacts of COVID-19 and recent natural disasters, build resilience to future economic shocks and support long term economic growth.

The 2020-21 Budget also presents an opportunity to take a strategic approach to Australia's manufacturing capability to further improve productivity and our resilience to global shocks. The Government is investing \$1.5 billion over five years from 2020-21 to support the Modern Manufacturing Strategy which is focussed on building competitiveness, scale and resilience in the manufacturing sector.

## **Jobs and skills for the future**

In the 2020-21 Budget, the Government will deliver a range of initiatives that will ensure that Australian workers and industry are equipped for the jobs of the future. By providing more opportunities for training and skills development for Australian workers, and by funding more undergraduate university places, the Government continues its commitment to boost the productivity of the Australian economy to sustain growth into the future.

A strong research sector also contributes to skills development and helps Australia draw investment into emerging fields of production. In 2015 the Government established the Medical Research Future Fund, putting Australia at the forefront of medical discoveries and the fight against disease. In July this year, the Government fulfilled its commitment to hit the target of \$20 billion of credits to the fund. Together with funding provided through the National Health and Medical Research Council, there is record public investment in medical research and commercialisation projects.

The Government will invest \$1.2 billion (over four years from 2020-21) through its Boosting Apprenticeships Wage Subsidy for new apprentices and trainees. The new subsidy will support up to 100,000 school leavers and displaced workers to secure sustainable employment and build a pipeline of skilled workers.

The Government will provide an additional \$903.5 million over four years from 2020-21 for Higher Education, to support students in regional and remote Australia to contribute to the nation's economic recovery through delivering more job-ready graduates in the disciplines and regions where they are needed most.

This will complement the Government's commitment of \$1 billion through the Research Support Program to support universities' costs of research and continued delivery of world class research where affected by the impacts of COVID-19.

The Government's overall approach aligns with the Productivity Commission's findings published in March 2020 'that human capital (education quality and lifelong skills formation), firm level innovation (including research and development), effective use of digital technologies and data and efficient cities that link skilled labour to job opportunities will rise in relative importance in an increasingly service-driven economy'.

## **Regulatory balance**

In the 2020-21 Budget, the Government has continued its commitment to reducing red-tape for Australian agricultural businesses. By removing unnecessary regulation, the Government will support businesses to compete internationally and contribute to improvements in productivity and jobs growth.

Global agricultural trade is becoming more digital, supply chains more complex and consumers more discerning. Targeted investments in technology and in the improvement of regulatory compliance processes will ensure the Government's agricultural export services keep pace with these changes and support the aim of a \$100 billion agriculture industry by 2030.

The Government is investing \$222.2 million over four years from 2020-21 in modern agricultural export trade ICT systems that will support farmers and exporters to get their goods into overseas markets faster, seamlessly and reliably. The new systems will reduce the impact to trade from system outages, reduce the regulatory burden on exporters, improve access to the kind of information that a business needs to enter a



market, and ensure Government services can adapt to the evolving digital global trade environment.

The Government will also provide \$106.2 million over four years from 2020-21 to streamline the way it regulates the export of agricultural goods. This will involve delivering targeted interventions to streamline Australia's export regulatory system such as aligning audit and verification activities with domestic, export and market access requirements. We will also expand export opportunities by increasing technical market access in importing countries for agricultural exporters across a range of commodity sectors. This will deliver direct ongoing cost reductions for export businesses, allowing them to prosper and re-invest.

## **A flexible, professional public service**

The depth of APS experience has been a key factor in implementing the COVID-19 response. Like many sectors of the Australian community, the APS has adopted new ways of working in order to continue to deliver high quality advice to the Government and essential services to Australians.

Within the public service, the operational response of the APS to the COVID-19 pandemic was led by the Chief Operating Officers' Committee which made decisions to ensure service delivery continuity, mobilise resources and prioritise tasks. It worked with the Australian Public Service Commission (APSC) to deliver a major redeployment of staff between agencies to areas of greatest need.

This workforce model has been extended nationally through Commonwealth, State and Territory Public Service Commissioners endorsing a National Framework for Public Sector Mobility in July 2020. This agreement facilitates the rapid surge of workers across jurisdictions when public services come under strain. This will ensure that all Australian governments can expect to maintain critical services to Australians in a future crisis.



## Workforce Management Taskforce

The Government has taken a 'one-APS' approach to adapt, collaborate and surge workforce resources in support of its social, economic and health responses throughout the COVID-19 pandemic. The Workforce Management Taskforce (Taskforce) has been able to rapidly deploy APS employees to support the most critical government services to the Australian community.

As part of the initial APS response, over 2,000 APS employees were mobilised to support the delivery of critical services. APS staff were drawn from 43 departments and agencies and were deployed to the National COVID-19 Coordination Commission, Services Australia, the Australian Taxation Office and the Department of Health. This is in addition to the 9,000 APS staff mobilised from within agencies to support Australia's response and recovery from COVID-19 and the recruitment of new temporary staff.

Through the work of the Taskforce, Services Australia was able to mobilise an additional 12,000 staff to deliver support to Australians as quickly as possible. Redeployed staff assisted with telephony work and processing JobSeeker claims. The agency also reached out to large employers facing mass redundancies, allowing pools of workers to be on-boarded and upskilled efficiently. Training was tailored to rapidly prepare new staff for specific high-volume tasks.

To support the additional staff, the APS worked with industry and strategic partners to adapt facilities and make use of other unused worksites to rapidly increase capacity. In a single two-day period, more than 1,000 workstations were installed, built and tested. By May 2020, more than 5,000 extra computers and 8,000 seats had been delivered right around the country.

Measuring public sector productivity continues to be a complex challenge many countries are grappling with. In the Australian context, the APS can measure employee engagement as a proxy measure of APS workforce productivity. This measurement is undertaken using the APS employee census survey administered by the APSC. Taking the 2019 APS employee census results as a benchmark, between May and June 2020, over 23,000 staff across 12 agencies were surveyed by their agency about levels of engagement, innovation, communication and role clarity.

These surveys showed that many agencies have experienced a significant positive increase in staff perceptions of internal agency communication, and higher levels of engagement throughout this crisis.

The response to the COVID-19 Pandemic has had a profound effect on the way the APS works. APS Chief Operating Officers are working together to understand the medium and long term implications of these changes and to cement changes to work practices that have boosted APS productivity.

## Modernising the APS

The Modernisation Fund supported an uplift in the capability of the APS over the last three years, particularly in the analysis of data and use of digital technologies.

One of the largest areas of investment for the Modernisation Fund was the establishment of the Data Integration Partnership for Australia (DIPA). DIPA was a whole-of-Government collaboration of over 20 Commonwealth agencies and provided a single, coordinated, Commonwealth approach to data integration.

DIPA improved data infrastructure and the ability to integrate data from different sources to obtain a unified view of related information. This investment improved data sets in important areas such as health, education and social welfare; and established new expert analytical units to support decision making.

In particular, the Government's investment in DIPA has supported coordination of responses to natural disasters including the COVID-19 pandemic by helping Commonwealth, state and territory agencies to collate, analyse and provide real-time reporting of daily COVID-19 statistics. This data management exercise has been one of the most transparent exercises in the publication of real-time information, to aid public understanding of day-to-day decision making.

Due to DIPA investment, Commonwealth agencies were also able to map the impact of bushfires and provide data-driven analysis to inform the National Bushfire Recovery Agency's discussions with states, local governments and bushfire-affected communities on Local Economic Recovery Plans.

The Modernisation Fund also funded the development of GovTEAMS which enables videoconferencing and sharing of documents within and outside government up to a Protected level of classification.



### Virtual Collaboration

GovTEAMS, is a modern APS wide collaboration platform, which has proven highly valuable for government employees and their partners in industry, the non-profit sector and other levels of government, especially over the course of the COVID-19 pandemic. GovTEAMS grew from 30,000 users in March prior to the pandemic to 100,000 in September 2020, hosting over 300,000 messages and over 13,500 meetings per week.

The National Telepresence System, which hosts Cabinet and National Cabinet level meetings, managed a similar 300 per cent increase in the March to June quarter of 2020, compared with the same period in the previous year.

GovTEAMS and the National Telepresence System have allowed users to continue working remotely in a virtual, secure, and stable environment.

The Government remains committed to harnessing the benefits of new and better operating models. The Australian Government Shared Services Program aims to consolidate and standardise the delivery of corporate services (payroll, accounts payable, accounts receivable, credit card management and ledger management) across 90 agencies and six designated provider hubs (Hubs).

Hubs currently deliver these services using their existing Enterprise Resource Planning (ERP) systems that are each uniquely customised. The Government has agreed that in future, the Hubs will coordinate their investment, and standardise business processes and data standards with a view to reducing the number of separately managed and maintained ERPs.



### **Whole of Government Shared Resource Planning**

The Government is investing \$35.6 million in 2020-21 in Government Enterprise Resource Planning (GovERP). GovERP is a common whole of government ERP system that will contribute to a flexible APS Operating Model, in which it is easier to migrate agencies between portfolios. An ERP system is central software that supports financial services, human resource services, procurement services and reporting. ERP systems allow updates to information in one database to be reflected in other relevant databases.

The core of GovERP will ensure highly standardised corporate and financial services including appropriate technology for small agencies.

## **Getting the balance right**

The Government continues to promote a flexible approach to resourcing that strikes the right balance between a core workforce of permanent public servants and selective use of external expertise. The Government recognises that access to skills can come through training, recruitment and procurement. These different approaches all have their time and place to give the public the best possible support.

A contractor or consultant may efficiently address the need for specialist skills that could not be expected to be held in-house, or suit temporary or project-specific needs. The appropriate use of external specialists is an efficient way to bring in cutting-edge skills, technological advances and a wider diversity of views, at the best possible cost for taxpayers. Outside IT expertise has been a key ingredient in the technological transformations described at the start of this Preface. Those partnerships with the private sector over recent years enabled the APS to respond with unprecedented agility during the bushfires and the COVID-19 pandemic.

When temporary contractors and consultants are used judiciously, the APS can avoid the ongoing costs that result from recruiting additional permanent public servants. Wherever possible outside experts are asked to transfer skills and knowledge as part of their project work for government.

The Government has introduced new rules to require reporting on the total spend on contracts and consultancies from the 2020-21 year onwards, as well as to report the amount spent on the largest such contracts, to ensure consistency across all agencies.

In recognition of the need to continue to get this balance right, the Department of Finance will establish a whole of Australian Government procurement panel for consultancy services. The panel will leverage the Commonwealth's collective buying power, to ensure best value when it engages with businesses to draw on their expertise and strategic advice. The panel will be mandatory for non-corporate Commonwealth agencies and will consolidate a range of existing agency arrangements to provide a consistent framework, and reduce administration and tendering efforts for industry. The panel will also increase transparency through improved data and reporting. It is anticipated the first phase, for financial management advisory services, will commence by 1 July 2021, with the other phases for corporate and commercial services, operational by mid-2022.

## **Sustainable approach to Government administration**

The Government's management of the size of the public service has been consistently based on a careful assessment of the need for additional staff. This includes a requirement that agencies first inform the Government whether there are opportunities to reprioritise resources from other activities, before requesting additional Average Staffing Levels (ASL).

Where new activities cannot be undertaken within existing staffing resources, an assessment is made as to whether ASL or temporary external staff are the most appropriate way in which to deliver policy outcomes. A more efficient utilisation of human resources and technology across the public service has enabled the Government to allocate staff to priority areas, including more than 2,500 additional ASL to the National Disability Insurance Agency since 2013 to deliver better services to Australians who rely on the National Disability Insurance Scheme.

Agency staffing levels move over time to reflect the various policy decisions of Government and this has been reflected through an increase in staffing in 2020-21. However, redeployment was also an important element in efforts to support resourcing of our COVID-19 response, including 2,000 staff who were re-deployed to Services Australia and the Australian Taxation Office to provide critical support to millions of Australians through key programs including JobSeeker and JobKeeper.

The COVID-19 pandemic initially slowed the tempo of recruitment for routine activities by agencies in 2019-20. Restrictions on movement beginning in late March and the urgent reprioritisation of staff to the highest priority tasks initially affected the capacity of agencies to pursue recruitment activities. Ongoing natural attrition, combined with temporary delays to recruitment in late 2019-20, have resulted in ASL across the General Government Sector being below the level expected at the 2019-20 Budget. However, as recruitment is now returning to normal, and economic

recovery programs continue to be implemented, overall staffing increases are expected in 2020-21.

ASL is expected to increase beyond 2006-07 levels in 2020-21 as the Government implements the COVID-19 Economic Recovery Plan and delivers essential services to all Australians. Significant ASL increases will occur in a number of portfolios in 2020-21 including Services Australia, Treasury and Infrastructure. However much of this additional ASL is temporary, reflecting the nature of the response to COVID-19.

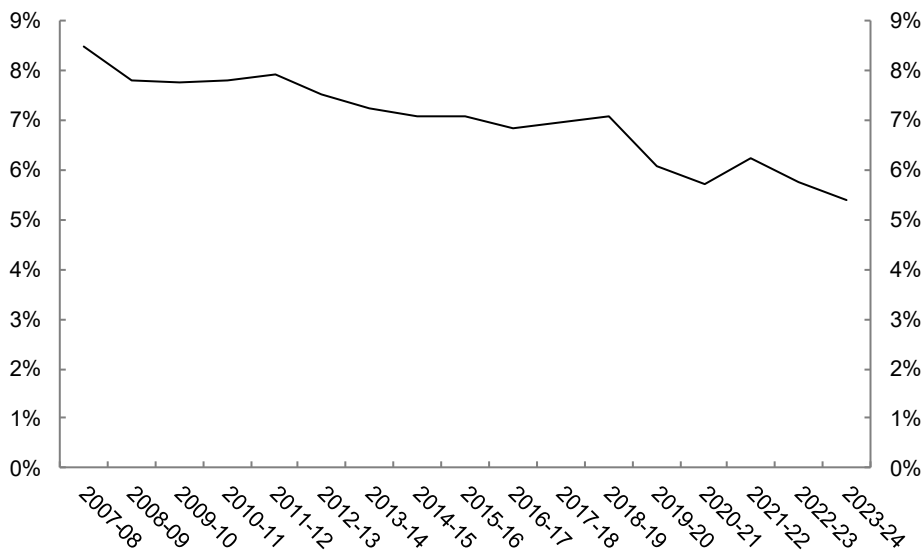
**Table 1: Estimates of the total ASL in the General Government Sector**

	ASL excluding military and reserves	Military and reserves	Total ASL
2006-07	167,596	71,026	238,622
2007-08	175,531	72,686	248,217
2008-09	175,422	75,144	250,566
2009-10	178,970	79,351	258,321
2010-11	181,018	80,873	261,891
2011-12	182,505	79,132	261,637
2012-13	179,953	76,678	256,631
2013-14	177,258	76,595	253,853
2014-15	166,261	76,874	243,135
2015-16	165,648	77,399	243,047
2016-17	166,181	78,314	244,495
2017-18	165,276	78,497	243,773
2018-19	165,491	78,815	244,306
2019-20*	166,762	80,540	244,306
2020-21	170,428	81,887	252,313

\* To provide continuity with previous years, estimates of ASL in 2019-20 are as published in the 2019-20 Budget Papers. Actual ASL levels achieved by entities (which are published in individual portfolio Budget Statements and Annual Reports) are generally lower than this initial estimate. In many cases, this reflects a combination of natural attrition and delays in recruitment due to COVID-19.

Departmental funding in 2020-21 has also expanded to support the implementation of the COVID-19 Economic Recovery Plan. In recognition of the impact that COVID-19 has had on external revenue sources, supplementary funding is being provided to impacted Government entities to allow them to maintain their workforces and operations. This includes additional funding for the Civil Aviation Safety Authority, Commonwealth Scientific and Industrial Research Organisation and a range of arts and cultural institutions. Following the increase in 2020-21, departmental funding (as a share of government expenditure) is expected to decline over the forward estimates period.

**Graph 1: Departmental expenses as a percentage of total Government expenses**



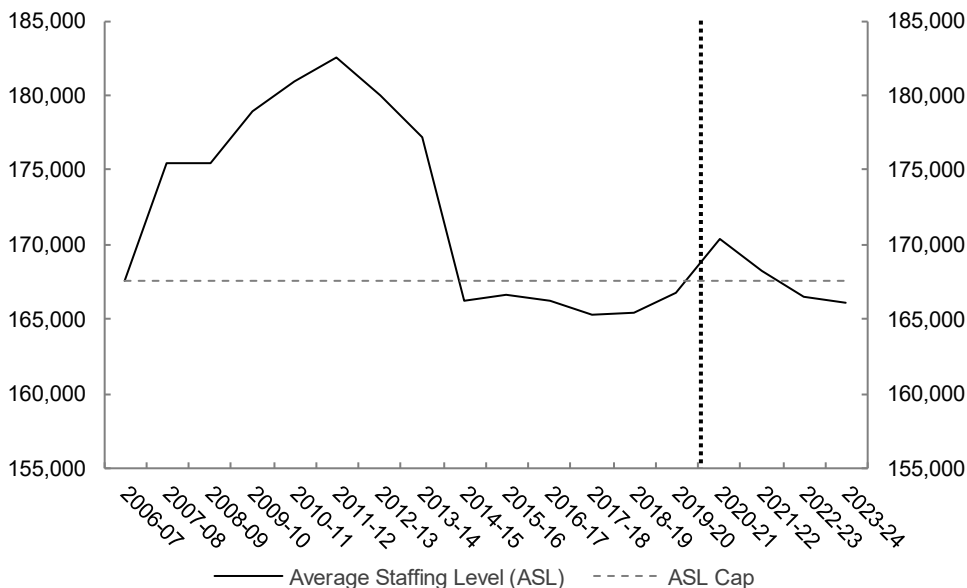
— Departmental expenses as a percentage of total Government expenses (a)(b)(c)

- (a) Expenses data (both total expenses and departmental expenses) represent General Government Sector expenses only.
- (b) Expenses data from 2007-08 through to 2019-20 is derived from Final Budget Outcome statements (FBO). From 2020-21 onwards, expenses data reflects revised budget and forward estimates as at the 2020-21 Budget.
- (c) Excludes Defence and the National Disability Insurance Agency.

Consistent with the forecast for Departmental expenditure, staffing levels are expected to gradually return to 2006-07 levels, reflecting the temporary nature of the Government’s economic support measures.

Public sector staffing is not a substitute for private employment and our focus is on supporting job creation through private investment and economic growth as part of our JobMaker Plan. The temporary uplift in Commonwealth ASL will last as long as necessary over an appropriate transitional period to support programs that help Australians in need and back business recovery. The Government’s deliberate management of ASL allows the ongoing flexibility to respond to the unique pressures of 2020, while at the same time responsibly monitoring and managing the size of Government administration.

**Graph 2: Average staffing level, 2006-07 to 2023-24**



## Transparent and accountable public sector

A hallmark of a professional and modern public service is openness and transparency in its operations. The Government has continued its commitment to transparency through:

- **Transparency Portal:** Provides reports on the annual activity of all departments and agencies including spending on programs; staffing; remuneration; contracts; and performance metrics.
- **Data.gov.au:** Contains over 30,000 publically available datasets and continues to grow as the central source of Australian open government data, available to business, researchers and the general public.
- **Data on payments to suppliers:** On 13 May 2020 the Government introduced legislation to establish a Payment Times reporting scheme to monitor how quickly bills are being paid by large businesses and certain government enterprises.
- **Consultancies and Contract data:** The Finance Minister has approved new rules that mandate consistent annual reporting by agencies on total spending on contracts and consultancies.
- **Tax Transparency:** On 1 July 2019, the Government introduced a Black Economy measure to require tenderers for procurements valued over \$4 million to obtain a statement of satisfactory tax record from the Australian Taxation Office.
- **Executive Remuneration:** The Government has delivered more complete transparency of remuneration reporting for Commonwealth agency executives and



other highly paid roles, by introducing new annual report requirements for Commonwealth agencies and companies.

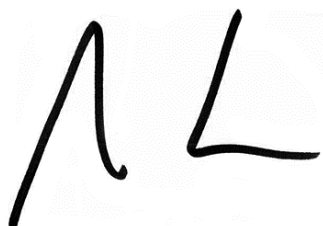
- **Political Donations:** The Government has established enhanced registers for key political actors. Political campaigners who do not run for election themselves, but spend large amounts on the scale of political parties, must now report financial information equivalent to parties. Discretionary benefits from governments are now reportable by all key political actors.
- **AusTender and GrantConnect:** The Government publishes details about procurement and grant opportunities, along with contracts and grants awarded on Finance's AusTender and GrantConnect systems respectively.

## Conclusion

The Government and the public sector have been called on over the last 12 months to respond to crises that have challenged the economy and community. The decisions taken by the Government over the last seven years have meant that the Government and the public sector could respond swiftly and decisively to deal with the impacts of catastrophic bushfires and a once in a century pandemic. The events of 2020 have proven the benefit of the Government's efforts to modernise its operations, drawing when needed on leading private expertise.

Just as the APS has benefited from a focus on modernisation, it will now coordinate new efforts to help Australian businesses to take the best advantage of technology, new infrastructure and up-skilling. While Australia's economy has weathered the initial shock of the COVID-19 pandemic better than most advanced economies, we will take nothing for granted in focussing our best talent in the public sector on an overriding objective of supporting economic recovery. The APS will be at the forefront of efforts to deliver programs that support job creation and help Australians seize every economic opportunity.

The Australian people can be confident that the Government will continue to ensure that the APS remains fit for purpose, agile and grows in capability to continue to provide essential support to the Government and the Australian community.



Senator the Hon Mathias Cormann  
Minister for Finance



# Introduction and Guide to Budget Paper No. 4

The purpose of Budget Paper No. 4 is to provide a whole-of-government view of estimated resourcing managed in the Budget year and previous year by agencies (which are non-corporate Commonwealth entities, corporate Commonwealth entities and Commonwealth companies) in the General Government Sector (GGS). The resources include financial resources, staff resources, expenses and net capital investment.

The Budget Papers are not law and therefore, do not authorise appropriations or impose legal obligations on the Commonwealth.

Budget Paper No. 4 contains three main parts and an appendix with tables of information as follows:

- Part 1 Agency Financial Resourcing
  - 1.1 Agency Resourcing Table
  - 1.2 Special Appropriations Table
  - 1.3 Special Accounts Table
- Part 2 Staffing of Agencies
- Part 3 Expenses and Net Capital Investment
  - 3.1 Departmental Expenses Table
  - 3.2 Net Capital Investment Table

## Appendix A: Agency Outcome Statements

The Agency Financial Resourcing tables present appropriation information by portfolio and then by agency. Estimated resourcing shown is presented on a cash basis for both the Budget year and previous year (which is printed below the Budget year in italics, or to the left of the Budget year in a separate column). The tables include only agencies, Outcomes, special appropriations and special accounts that have been established in law at the time of publication, and estimates of annual appropriations and external revenue for the 2019-20 and 2020-21 years.

Estimates contained in the Budget Papers incorporate assumptions and judgements based on the best information available at the time of publication.

## Transfer of resourcing between agencies

Agencies may, over the course of a financial year, transfer amounts of resourcing to other agencies, as a result of restructuring, legislative changes, Executive decisions and machinery of government changes enacted by amendments to the Administrative Arrangements Order (AAO). Resourcing, at the date of change and afterwards, is

reflected against the agency that gains the resources. Resourcing prior to the date of change is reflected against the agency that formerly managed the resources.

## **Supply Acts and annual Appropriation Bills**

Throughout Budget Paper No. 4, references to annual appropriations and Appropriation Bills for 2020-21 should be taken to include both the relevant Supply Acts<sup>1</sup> and Appropriation Bills<sup>2</sup>.

Annual appropriation amounts appearing for 2019-20 include the following Appropriation Acts:

- *Supply Act (No. 1) 2019-2020*
- *Supply Act (No. 2) 2019-2020*
- *Supply (Parliamentary Departments) Act (No. 1) 2019-2020*
- *Appropriation Act (No. 1) 2019-2020*
- *Appropriation Act (No. 2) 2019-2020*
- *Appropriation Act (No. 3) 2019-2020*
- *Appropriation Act (No. 4) 2019-2020*
- *Appropriation Act (No. 5) 2019-2020*
- *Appropriation Act (No. 6) 2019-2020*
- *Appropriation (Parliamentary Departments) Act (No. 1) 2019-2020*
- *Appropriation (Coronavirus Economic Response Package) Act (No. 1) 2019-2020*
- *Appropriation (Coronavirus Economic Response Package) Act (No. 2) 2019-2020.*

---

1 The Supply Acts are: *Supply Act (No. 1) 2020-2021*, *Supply Act (No. 2) 2020-2021* and *Supply (Parliamentary Departments) Act (No. 1) 2020-2021*. The 2020-2021 Supply Acts provide funding for the ongoing business of government for 2020-21. Funding provided was broadly equivalent to 7/12ths of most agencies' 2020-21 annual appropriation estimates. To support the Government's response to COVID-19, some agencies received proportions greater than 7/12ths.

2 The Appropriation Bills are: *Appropriation Bill (No. 1) 2020-2021*, *Appropriation Bill (No. 2) 2020-2021* and *Appropriation (Parliamentary Departments) Bill (No. 1) 2020-2021*. The 2020-21 Appropriation Bills will include the remaining 5/12ths of most agencies' 2020-21 annual appropriation estimates as well as measures.

## **Guide to Resourcing Tables**

Linkages between tables and amounts presented in Budget Paper No. 4 are illustrated in Figures 1 to 4. A consolidated view of financial resources to be managed by agencies is presented in the Agency Resourcing Table. Amounts in the Agency Resourcing Table can be matched with information in the:

- annual Appropriation Bills
- Special Appropriations Table
- Special Accounts Table.

Figures 1 and 2 show how amounts in the Agency Resourcing Table can be matched with amounts in annual Appropriations Bills. The Figures also highlight amounts in these Bills for non-operating expenditure and for payments to the States, Territories and local governments.

Figures 3 and 4 show how amounts in the Agency Resourcing Table can be matched with amounts in the Special Appropriations Table and the Special Accounts Table.

**Figure 1: Example of the Agency Resourcing Table and Appropriation Bill (No. 1)**

**ATTORNEY-GENERAL'S**  
Agency Resourcing—2017-2018  
*Estimated Actual—2016-2017*

Entity/Outcome/ Non-operating	Departmental		Administered Appropriation Bill No. 2							Total \$'000
	Appropriation Bill No. 1 \$'000	Appropriation Bill No. 2 \$'000	Special Appropriation \$'000	Special Accounts (b) \$'000	Appropriation Bill No. 1 \$'000	SPPs \$'000	Other (c) \$'000	Special Appropriation \$'000		
<b>Attorney-General's Department</b>										
Outcome 1	222,339	-	-	421,610	380,202	3,214	-	3,225	1,073,203	
	<i>216,362</i>	-	-	<i>428,608</i>	<i>609,127</i>	<i>7,248</i>	-	<i>94,338</i>	<i>1,399,416</i>	
Equity Injections	-	8,383	-	-	-	-	-	-	8,383	
	-	<i>4,731</i>	-	-	-	-	-	-	<i>4,731</i>	
Administered Assets and Liabilities	-	-	-	-	-	-	1,530	-	1,530	
	-	-	-	-	-	-	<i>20,712</i>	-	<i>20,712</i>	
<b>Total</b>	<b>222,339</b>	<b>8,383</b>	-	<b>421,610</b>	<b>380,202</b>	<b>3,214</b>	<b>1,530</b>	<b>3,225</b>	<b>1,083,116</b>	
	<i>216,362</i>	<i>4,731</i>	-	<i>428,608</i>	<i>609,127</i>	<i>7,248</i>	<i>20,712</i>	<i>94,338</i>	<i>1,424,859</i>	
<b>PORTFOLIO</b>	<b>2,656,582</b>	<b>83,500</b>	-	<b>618,374</b>	<b>397,162</b>	<b>3,214</b>	<b>1,530</b>	<b>13,525</b>	<b>4,186,074</b>	
<b>TOTAL</b>	<b>2,628,962</b>	<b>140,953</b>	-	<b>633,448</b>	<b>622,137</b>	<b>7,248</b>	<b>20,712</b>	<b>105,288</b>	<b>4,613,183</b>	

- (a) Receipts that were not appropriated to the entity by an annual Appropriation Act or another Act.  
 (b) Amounts credited to a special account that were not appropriated to the entity by an annual Appropriation Act or another Act.  
 (c) Includes *New Administered Outcomes* and *administered assets and liabilities* item, within the meaning of Appropriation Bill No. 2.

**ATTORNEY-GENERAL'S PORTFOLIO**  
Appropriation (plain figures)—2017-2018  
*Actual Available Appropriation (italic figures)—2016-2017*

	Departmental \$'000	Administered \$'000	Total \$'000
<b>ATTORNEY-GENERAL'S DEPARTMENT</b>			
<b>Outcome 1 -</b> A just and secure society through the maintenance and improvement of Australia's law and justice framework and its national security and emergency management system	222,339 <i>216,362</i>	380,202 <i>609,127</i>	602,541 <i>825,489</i>
<b>Total: Attorney-General's Department</b>	<b>222,339</b> <i>216,362</i>	<b>380,202</b> <i>609,127</i>	<b>602,541</b> <i>825,489</i>

Figure 2: Example of the Agency Resourcing Table and Appropriation Bill (No. 2)

**ATTORNEY-GENERAL'S**  
Agency Resourcing—2017-2018  
*Estimated Actual—2016-2017*

Entity/Outcome/ Non-operating	Departmental		Administered Appropriation Bill No. 2						Total
	Appropriation Bill No. 1 \$'000	Appropriation Bill No. 2 \$'000	Special Appropriation \$'000	Special Accounts (b) \$'000	Appropriation Bill No. 1 \$'000	SPPs \$'000	Other (c) \$'000	Special Appropriation \$'000	
<b>Attorney-General's Department</b>									
Outcome 1	222,339	-	-	421,610	380,202	3,214	-	3,225	1,073,203
	<i>216,362</i>	-	-	<i>428,608</i>	<i>609,127</i>	<i>7,248</i>	-	<i>94,338</i>	<i>1,399,416</i>
Equity Injections	-	8,383	-	-	-	-	-	-	8,383
	-	<i>4,731</i>	-	-	-	-	-	-	<i>4,731</i>
Administered Assets and Liabilities	-	-	-	-	-	-	1,530	-	1,530
	-	-	-	-	-	-	<i>20,712</i>	-	<i>20,712</i>
<b>Total</b>	<b>222,339</b>	<b>8,383</b>	-	<b>421,610</b>	<b>380,202</b>	<b>3,214</b>	<b>1,530</b>	<b>3,225</b>	<b>1,083,116</b>
	<i>216,362</i>	<i>4,731</i>	-	<i>428,608</i>	<i>609,127</i>	<i>7,248</i>	<i>20,712</i>	<i>94,338</i>	<i>1,424,859</i>
<b>PORTFOLIO</b>	<b>2,656,582</b>	<b>83,500</b>	-	<b>618,374</b>	<b>397,162</b>	<b>3,214</b>	<b>1,530</b>	<b>13,525</b>	<b>4,186,074</b>
<b>TOTAL</b>	<b>2,628,962</b>	<b>140,953</b>	-	<b>633,448</b>	<b>622,137</b>	<b>7,248</b>	<b>20,712</b>	<b>105,288</b>	<b>4,613,183</b>

- (a) Receipts that were not appropriated to the entity by an annual Appropriation Act or another Act.
- (b) Amounts credited to a special account that were not appropriated to the entity by an annual Appropriation Act or another Act.
- (c) Includes *New Administered Outcomes* and *administered assets and liabilities* item, within the meaning of Appropriation Bill No. 2.

**ATTORNEY-GENERAL'S PORTFOLIO**  
Appropriation (plain figures)—2017-2018  
*Actual Available Appropriation (italic figures)—2016-2017*

	Payments to States, ACT, NT and local government \$'000	New Administered Outcomes \$'000	Total \$'000
<b>ATTORNEY-GENERAL'S DEPARTMENT</b>			
<b>Operating</b>			
<b>Outcome 1 -</b> A just and secure society through the maintenance and improvement of Australia's law and justice framework and its national security and emergency management system	3,214 <i>7,248</i>	- -	3,214 <i>7,248</i>
<b>Total: Operating</b>	<b>3,214</b> <i>7,248</i>	- -	<b>3,214</b> <i>7,248</i>
<b>Non-operating</b>			
Equity Injections			8,383 <i>4,731</i>
Administered Assets and Liabilities			1,530 <i>20,712</i>
<b>Total: Non-operating</b>			<b>9,913</b> <i>25,443</i>
<b>Total: Attorney-General's Department</b>	<b>3,214</b> <i>7,248</i>	- -	<b>13,127</b> <i>32,691</i>

**Figure 3: Example of the Agency Resourcing Table and Special Appropriations Table**

**ATTORNEY-GENERAL'S**  
Agency Resourcing—2017-2018  
*Estimated Actual—2016-2017*

Entity/Outcome/ Non-operating	Departmental		Administered						Total
	Appropriation Bill No. 1 \$'000	Appropriation Bill No. 2 \$'000	Special Appropriation \$'000	Special Accounts (b) \$'000	Appropriation Bill No. 1 \$'000	SPPs \$'000	Other (c) \$'000	Special Appropriation \$'000	
<b>Attorney-General's Department</b>									
Outcome 1	222,339	-	-	421,610	380,202	3,214	-	3,225	1,073,203
	216,362	-	-	428,608	609,127	7,248	-	94,338	1,399,416
Equity Injections	-	8,383	-	-	-	-	-	-	8,383
	-	4,731	-	-	-	-	-	-	4,731
Administered Assets and Liabilities	-	-	-	-	-	-	1,530	-	1,530
	-	-	-	-	-	-	20,712	-	20,712
<b>Total</b>	<b>222,339</b>	<b>8,383</b>	<b>-</b>	<b>421,610</b>	<b>380,202</b>	<b>3,214</b>	<b>1,530</b>	<b>3,225</b>	<b>1,083,116</b>
	216,362	4,731	-	428,608	609,127	7,248	20,712	94,338	1,424,859
<b>PORTFOLIO</b>	<b>2,656,582</b>	<b>83,500</b>	<b>-</b>	<b>618,374</b>	<b>397,162</b>	<b>3,214</b>	<b>1,530</b>	<b>13,525</b>	<b>4,186,074</b>
<b>TOTAL</b>	<b>2,828,962</b>	<b>140,953</b>	<b>-</b>	<b>633,448</b>	<b>622,137</b>	<b>7,248</b>	<b>20,712</b>	<b>105,288</b>	<b>4,813,183</b>

- (a) Receipts that were not appropriated to the entity by an annual Appropriation Act or another Act.
- (b) Amounts credited to a special account that were not appropriated to the entity by an annual Appropriation Act or another Act.
- (a) Includes *New Administered Outcomes* and *administered assets and liabilities* item, within the meaning of Appropriation Bill No.2.

**Special Appropriations Table**

	Estimated Actual 2016-2017 (\$'000)	Budget Estimate 2017-2018 (\$'000)
<b>ATTORNEY-GENERAL'S PORTFOLIO</b>		
<b>Attorney-General's Department</b>		
<i>Commonwealth Places (Application of Laws) Act 1970</i>	-	-
<i>Crimes (Superannuation Benefits) Act 1989</i>	-	-
<i>Family Law Act 1975</i>	-	-
<i>Federal Circuit Court of Australia Act 1999</i>	-	-
<i>Federal Court of Australia Act 1976</i>	-	-
<i>High Court Justices (Long Leave Payments) Act 1979</i>	-	-
<i>High Court of Australia Act 1979</i>	-	-
<i>Judges (Long Leave Payments) Act 1979</i>	-	-
<i>Law Officers Act 1964</i>	450	450
<i>Public Governance, Performance and Accountability Act 2013</i>	34	34
<i>Social Security (Administration) Act 1999</i>	93,854	2,741
<b>Total: Attorney-General's Department</b>	<b>94,338</b>	<b>3,225</b>



Figure 4: Example of the Agency Resourcing Table and Special Accounts Table

**ATTORNEY-GENERAL'S**  
Agency Resourcing—2017-2018  
*Estimated Actual—2016-2017*

Entity/Outcome/ Non-operating	Departmental		Administered						Total
	Appropriation Bill No. 1	Appropriation Bill No. 2	Appropriation Bill No. 2				Special Appropriation		
			Special Appropriation	Special Accounts (b)	Appropriation Bill No. 1	SPPs		Other (c)	
	\$'000	\$'000	\$'000	\$'000	\$'000	\$'000	\$'000	\$'000	\$'000
<b>Attorney-General's Department</b>									
Outcome 1	222,339	-	-	421,610	380,202	3,214	-	3,225	1,073,203
	216,362	-	-	428,608	609,127	7,248	-	94,338	1,399,416
Equity Injections	-	8,383	-	-	-	-	-	-	8,383
	-	4,731	-	-	-	-	-	-	4,731
Administered Assets and Liabilities	-	-	-	-	-	-	1,530	-	1,530
	-	-	-	-	-	-	20,712	-	20,712
<b>Total</b>	<b>222,339</b>	<b>8,383</b>	-	<b>421,610</b>	<b>380,202</b>	<b>3,214</b>	<b>1,530</b>	<b>3,225</b>	<b>1,083,116</b>
	216,362	4,731	-	428,608	609,127	7,248	20,712	94,338	1,424,859
<b>PORTFOLIO</b>	<b>2,656,582</b>	<b>83,500</b>	-	<b>618,374</b>	<b>397,162</b>	<b>3,214</b>	<b>1,530</b>	<b>13,525</b>	<b>4,186,074</b>
<b>TOTAL</b>	<b>2,628,962</b>	<b>140,953</b>	-	<b>633,448</b>	<b>622,137</b>	<b>7,248</b>	<b>20,712</b>	<b>105,288</b>	<b>4,613,183</b>

- (a) Receipts that were not appropriated to the entity by an annual Appropriation Act or another Act.
- (b) Amounts credited to a special account that were not appropriated to the entity by an annual Appropriation Act or another Act.
- (a) Includes *New Administered Outcomes* and *administered assets and liabilities item*, within the meaning of Appropriation Bill No.2.

**Budget Estimate—2017-2018**  
*Estimated Actual—2016-2017*

	Opening Balance	Receipts (Non- Appropriated)	Receipts (Appropriated)	Payments	Adjustments	Closing Balance
	(\$'000)	(\$'000)	(\$'000)	(\$'000)	(\$'000)	(\$'000)
<b>ATTORNEY-GENERAL'S PORTFOLIO</b>						
<b>Attorney-General's Department</b>						
AGS Client Funds Special Account 2015	-	270,501	-	-270,501	-	-
	-	267,823	-	-267,823	-	-
AGS Operational Special Account 2015	21,760	149,049	-	-145,758	-	25,051
	25,786	142,066	-	-146,092	-	21,760
Services for Other Entities and Trust Moneys - Attorney General's Department Special Account	21,398	2,060	-	-21,581	-	1,877
	20,731	18,719	-	-18,052	-	21,398
<b>Total: Attorney-General's Department</b>	<b>43,158</b>	<b>421,610</b>	-	<b>-437,840</b>	-	<b>26,928</b>
	46,517	428,608	-	-431,967	-	43,158



# Part 1: Agency Financial Resourcing



# Part 1: Agency Financial Resourcing

## Appropriations framework

An appropriation is a legal entitlement to draw money (cash) from the Consolidated Revenue Fund (CRF). Appropriations are either annual appropriations or special appropriations. Annual appropriations are contained in the annual Appropriation Acts. Special appropriations are contained in other Acts.

The CRF is a concept established in section 81 of the Australian Constitution to represent all Commonwealth money. All revenues or moneys raised or received by the Executive Government of the Commonwealth, or any person or organisation acting on behalf of the Commonwealth, automatically form part of the CRF. This includes for example taxes, charges, levies, borrowings, loan repayments and moneys held on behalf of or in trust. Money automatically forms part of the CRF upon receipt, regardless of whether the money is deposited in a bank account.

Section 83 of the Constitution provides that no money shall be drawn from the Treasury of the Commonwealth except under an appropriation made by law (the 'Treasury' of the Commonwealth equates to the CRF). Section 81 provides that appropriations from the CRF must be applied for expenditure of the Commonwealth. Together, sections 81 and 83 provide that before money may be spent there must be an appropriation, made by law, for the purposes of the Commonwealth. These requirements for an appropriations framework safeguard the constitutional control by the Parliament over Australian Government spending.

The appropriations and expenditure framework for agencies in all Australian governments is based on the accounting concept of control. Where an agency has substantial control, the related appropriation and expenditure is classified as *departmental* and where an agency does not have control, expenditure is classified as *administered*. This classification is unique to government and is not used elsewhere in the Australian economy. It is currently reflected in Australian Accounting Standard AASB 1050 *Administered Items*. Whether an agency has *administered* or *departmental* control over resources is based largely on the level of discretion the agency has in using those resources.

*Departmental* appropriations are available to meet expenditure over which an agency has substantial control and are typically used for agency operational expenditure, such as for employees and supplier expenses. *Administered* appropriations are administered by an agency on behalf of the government, for the benefit of or payment to parties who are external to the agency and not part of the internal operations of that agency. *Administered* appropriations are typically used for expenditure such as government grants, subsidies and obligations that arise from legislated eligibility rules and conditions. Further information on the appropriations framework can be found on the website of the Department of Finance.

## **Machinery of Government changes**

The term 'machinery of government changes' (MoG changes) is used to describe a variety of organisational or functional changes affecting the Commonwealth. MoG changes often arise from amendments to the Administrative Arrangements Order (AAO) following a Prime Ministerial decision to abolish or create a department or to move functional responsibilities between agencies.

Since the 2019-20 Budget, there have been a number of AAO amendments and other Government decisions with the following transfer of functions:

- transfer of responsibility for industrial relations from the Employment portfolio to the Attorney-General's portfolio
- transfer of responsibility for migrant adult education from the Education portfolio to the Home Affairs portfolio
- transfer of settlement services for refugees and humanitarian migrants from the Social Services portfolio to the Home Affairs portfolio
- transfer of responsibility for whole of government service delivery from the Prime Minister and Cabinet portfolio to Services Australia
- transfer of Indigenous functions from the Department of Prime Minister and Cabinet to the National Indigenous Australians Agency
- establishment of Services Australia as an executive agency (replacing the former Department of Human Services)
- transfer of responsibility for population policy from the Infrastructure portfolio to the Treasury portfolio
- transfer of responsibility for housing affordability from the Social Services portfolio to the Treasury portfolio
- transfer of responsibility for infrastructure and project financing from the Infrastructure portfolio to the Treasury portfolio
- transfer of responsibility for Old Parliament House from the Communications portfolio to Prime Minister and Cabinet portfolio
- transfer of functions from the former Australian Sports Anti-Doping Authority, Department of Health and Sport Australia to the newly established Sport Integrity Australia

- transfer of responsibility for small business and energy to the renamed Department of Industry, Energy and Resources
- transfer of employment and skills functions to the renamed Department of Education, Skills and Employment
- transfer of agriculture functions to the renamed Department of Agriculture, Water and the Environment
- transfer of communications and arts functions to the renamed Department of Infrastructure, Transport, Regional Development and Communications
- transfer of the deregulation taskforce to the Department of the Prime Minister and Cabinet.

The following entities were abolished as a result of an order of the Governor-General:

- Department of Agriculture
- Department of Employment, Skills, Small and Family Business
- Department of Communications and the Arts
- Services Australia

The following entities were renamed as a result of an order of the Governor-General or legislative amendments:

<b>As at 2 April 2019</b>	<b>As at 6 October 2020</b>
North Queensland Livestock Industry Recovery Agency	National Drought and North Queensland Flood Response and Recovery Agency
Australian Hearing Services	Hearing Australia

The AAO documents and further information on AAOs can be found on the website of the Department of the Prime Minister and Cabinet, or on the Federal Register of Legislation.

For information on how MoG changes impact on portfolios, refer to the *2019-20 Portfolio Additional Estimates Statements* and *2020-21 Portfolio Budget Statements* of relevant portfolios.

## **Advance to the Finance Minister in response to COVID-19**

The Advance to the Finance Minister (AFM) provisions under the annual Appropriation Acts enable urgently required allocations to be issued to entities during the year. Allocations are made through a Determination by the Minister for Finance up to a statutory limit in the annual Appropriation Acts. Given the unique and evolving nature of the COVID-19 pandemic and the associated uncertainty around the Government's necessary response, Parliament supported extraordinary AFM provisions in 2019-20 and in the 2020-21 Supply Acts. In 2019-20, \$1,974 million was allocated from total AFM provisions of \$42,975 million across *Appropriation Acts 2019-20* (Nos. 1 to 6) and *Appropriation (Coronavirus Economic Response Package) Acts 2019-20* (Nos. 1 and 2).

In 2020-21, AFM provisions of \$40,000 million have been enacted across *Supply Acts 2020-21* (Nos. 1 and 2), reduced by the value of AFMs issued under *Appropriation Acts 2019-20* (Nos. 5 and 6) (\$91.5 million). Accordingly, the balance available for allocation from *Supply Acts 2020-21* (Nos. 1 and 2) on 1 July 2020 was \$39,908.5 million.

As at 6 October 2020, \$1,673.0 million has been issued under *Supply Acts 2020-21* (Nos. 1 and 2) and the amount available to be allocated at the time of the 2020-21 Budget, until *Appropriation Bills 2020-21* (Nos. 1 and 2) are enacted, is \$38,235.6 million.

The *Appropriation Bills 2020-21* (Nos. 1 and 2), once enacted, will set the AFM provisions to \$10,000 million for the remainder of 2020-21 and no further allocations will be able to be made under *Supply Acts 2020-21* (Nos. 1 and 2) .



**Table 1.1: AFMs issued in 2019-20**

<b>AFM No.</b>	<b>Appropriation source</b>	<b>Entity</b>	<b>Purpose</b>	<b>Allocation Date</b>	<b>Amount (\$m)</b>
1	<i>Appropriation Act (No.2) 2019-2020</i>	Department of Health	Procurement of masks and other emergency medical or emergency health equipment for the National Medical Stockpile.	4/03/2020	100.0
2	<i>Appropriation Act (No.2) 2019-2020</i>	Department of Health	Procurement of masks and other emergency medical or emergency health equipment for the National Medical Stockpile	9/03/2020	200.0
3	<i>Appropriation (Coronavirus Economic Response Package) Act (No.2) 2019-2020</i>	Department of Health	Procurement of masks and other emergency medical or emergency health equipment	3/04/2020	800.0
4	<i>Appropriation (Coronavirus Economic Response Package) Act (No.2) 2019-2020</i>	Department of Health	Procurement of masks and other emergency medical or emergency health equipment	9/04/2020	400.0
5	<i>Appropriation Act (No.2) 2019-2020</i>	Department of Health	Procurement of masks and other emergency medical or emergency health equipment	9/04/2020	380.0
6	<i>Appropriation Act (No.1) 2019-2020</i>	Department of Industry, Science, Energy and Resources	Lease costs of storage in the United States Strategic Petroleum Reserve for purchases of oil stocks	23/04/2020	2.5
7	<i>Appropriation Act (No.6) 2019-2020*</i>	Department of Industry, Science, Energy and Resources	Purchase of oil stocks	23/04/2020	91.5
<b>Total AFMs issued in 2019-20</b>					<b>1,974.0</b>

\* AFM amounts allocated from *Appropriation Act (No. 5) 2019-2020* or *Appropriation Act (No. 6) 2019-2020* reduced the amount available from the AFM provisions contained in the 2020-21 Supply Acts.

**Table 1.2: AFMs issued in 2020-21 to 6 October 2020**

<b>AFM No.</b>	<b>Appropriation source</b>	<b>Entity</b>	<b>Purpose</b>	<b>Allocation Date</b>	<b>Amount (\$m)</b>
1	<i>Supply Act (No. 2) 2020-2021</i>	Department of Infrastructure, Transport, Regional Development and Communications	Provide funding to local governments for delivery of local roads and community infrastructure projects to boost economic activity following the initial impact of COVID-19	2/07/2020	250.0
2	<i>Supply Act (No. 1) 2020-2021</i>	Australian Trade and Investment Commission	Extension of the International Freight Assistance Mechanism	24/08/2020	230.1
3	<i>Supply Act (No. 1) 2020-2021</i>	Department of Health	Supply and production of COVID-19 vaccines	28/09/2020	808.8
4	<i>Supply Act (No. 2) 2020-2021</i>	Department of Health	Purchase of PPE and other essential medical supplies and equipment for the National Medical Stockpile	30/09/2020	384.1
<b>Total AFMs issued in 2020-21</b>					<b>1,673.0</b>

Further information on AFMs issued in prior years can be found on the Finance website.

## Agency Resourcing Table

### Overview of the Agency Resourcing Table

The Agency Resourcing Table presents a consolidated view of estimated Commonwealth public sector financial resources, which will be managed in the Budget year by agencies, that is, Commonwealth entities and Commonwealth companies subject to the *Public Governance, Performance and Accountability Act 2013*<sup>1</sup>. It is organised by portfolio and agency, and by agency Outcome<sup>2</sup>. Corporate Commonwealth entities are denoted with a \* in the Agency Resourcing Table, whilst Commonwealth companies are denoted with a #.

It differentiates the sources of funding, which are annual Appropriation Bills, External Revenue, Special Appropriations and Special Accounts. The amounts are classified into *departmental* and *administered* resourcing, except for special accounts, which can be classified as either or both. The Agency Resourcing Table includes inter-governmental transactions, which occur when one agency in the GGS pays another agency in the GGS for goods and/or services. To eliminate inter-governmental transactions would not accurately represent the financial resources managed by a particular agency.

Amounts in the Agency Resourcing Table can be matched with amounts in the annual Appropriation Bills, Special Appropriations Table and Special Accounts Table. Examples are in Figures 1 to 4 of the section entitled *Guide to Resourcing Tables*.

Appropriations for corporate entities, shown as *administered* in the annual Appropriation Bills, are regarded as *departmental* funding when received by the corporate entities. This is consistent with accounting and reporting requirements and shown as such in the Agency Resourcing Table.

The column headed *External Revenue* in the Agency Resourcing Table presents income received from sources that are not appropriated by Parliament to the agency, including amounts received from other government agencies, individuals, and non-government bodies. In large part, such amounts are for the provision of services.

The column headed *Special Accounts* in the Agency Resourcing Table shows estimated amounts to be credited to one or more special accounts. This column presents estimated income expected from other government agencies, individuals and non-government

---

1 The total amounts in the Agency Resourcing Table cannot be used to calculate consolidated Commonwealth financial resources. This is because they do not include Public Financial Corporations, Public Non-Financial Corporations and the Australian National University. These are public corporations that typically operate in the commercial sphere, are not in the GGS, and are mostly self-funded. Further information on the nature and classification of agencies can be found in the *Flipchart of PGPA Act Commonwealth entities and companies*, which is available on the Finance website.

2 The text of the approved Outcomes which apply to each agency is set out at *Appendix A: Agency Outcome Statements*.

## *Agency Resourcing Table*

bodies. This column is located between the *departmental* and *administered* sides of the Agency Resourcing Table because depending on the legislated purposes of a special account, the resources may be used for *departmental* and/or *administered* expenditure. It is consistent with amounts presented in the *Receipts (non-appropriated)* column of the Special Accounts Table.

*Special Capital Appropriations* are now reported as *Special Appropriations* by outcome in the Agency Resourcing Table, and also against the relevant Acts in the Special Appropriations Table.

The Agency Resourcing Table and Special Accounts Table exclude moneys held by an agency on trust for a person other than the Commonwealth. These amounts are not considered resourcing available to the agency, as they are not held on account of the Commonwealth and are not for the use or benefit of the Commonwealth.

**PARLIAMENT**

Agency Resourcing - 2020-2021  
 Estimated Actual - 2019-2020

Department/Outcome/ Non-operating	Departmental				Administered				Total \$'000	
	Operating \$'000	Non- operating \$'000	External Revenue(a) \$'000	Special Appropriation \$'000	Special Accounts(b) \$'000	Operating \$'000	SPPs operating(c) \$'000	Non- operating(c) \$'000		Special Appropriation \$'000
<b>Department of the Senate</b>										
Outcome 1	26,211	-	450	-	-	-	-	-	-	26,661
	23,853	-	374	-	-	-	-	-	-	24,227
Total	26,211	-	450	-	-	-	-	-	-	26,661
	23,853	-	374	-	-	-	-	-	-	24,227
<b>Department of the House of Representatives</b>										
Outcome 1	24,850	-	130	-	-	323	-	-	-	25,303
	25,649	-	361	-	-	319	-	-	-	26,329
Total	24,850	-	130	-	-	323	-	-	-	25,303
	25,649	-	361	-	-	319	-	-	-	26,329
<b>Department of Parliamentary Services</b>										
Outcome 1	172,995	-	14,741	-	-	8,824	-	-	-	196,560
	141,719	-	13,075	-	-	11,565	-	-	-	166,359
Administered Assets and Liabilities	-	-	-	-	-	-	-	50,520	-	50,520
	-	-	-	-	-	-	-	50,632	-	50,632
Total	172,995	-	14,741	-	-	8,824	-	50,520	-	247,080
	141,719	-	13,075	-	-	11,565	-	50,632	-	216,991



**AGRICULTURE, WATER AND THE ENVIRONMENT**

Agency Resourcing - 2020-2021  
 Estimated Actual - 2019-2020

Entity/Outcome/ Non-operating	Departmental				Administered				Total
	Appropriation Bill No. 1 \$'000	Appropriation Bill No. 2 \$'000	External Revenue(a) \$'000	Special Appropriation \$'000	Special Accounts(b) \$'000	Special Appropriation Bill No. 1 \$'000	SPPs \$'000	Other(c) \$'000	
<b>Department of Agriculture, Water and the Environment</b>									
Outcome 1	297,659	-	5,377	-	16,896	421,648	-	-	27,440
	234,005	-	5,918	-	16,376	372,429	-	-	4,645
Outcome 2	217,225	-	7,000	-	-	-	-	-	-
	154,522	-	11,159	-	-	-	-	-	-
Outcome 3	125,420	-	7,944	-	-	164,237	-	-	982,966
	70,145	-	10,155	-	-	48,525	-	-	956,363
Outcome 4	346,336	-	13,341	-	377,888	34,946	-	-	14,444
	152,410	-	-	-	417,396	27,546	-	-	14,991
Outcome 5	39,340	-	8	-	2,344	161,798	-	-	-
	29,141	-	1,873	-	2,902	147,296	-	-	-
Equity Injections	-	64,310	-	-	-	-	-	-	-
	-	131,030	-	-	-	-	-	-	-
Administered Assets and Liabilities	-	-	-	-	-	-	-	2,607,906	-
	-	-	-	-	-	-	-	524,521	-
<b>Total</b>	<b>1,025,980</b>	<b>64,310</b>	<b>33,670</b>	<b>-</b>	<b>397,128</b>	<b>782,629</b>	<b>-</b>	<b>2,607,906</b>	<b>1,024,850</b>
	<b>640,223</b>	<b>131,030</b>	<b>29,105</b>	<b>-</b>	<b>436,674</b>	<b>595,796</b>	<b>-</b>	<b>524,521</b>	<b>975,999</b>
									<b>5,936,473</b>
									<b>3,333,348</b>

**AGRICULTURE, WATER AND THE ENVIRONMENT**

Agency Resourcing - 2020-2021  
 Estimated Actual - 2019-2020

Entity/Outcome/ Non-operating	Departmental					Administered					Total \$'000
	Appropriation Bill No. 1 \$'000	Appropriation Bill No. 2 \$'000	External Revenue(a) \$'000	Special Appropriation \$'000	Special Accounts(b) \$'000	Special Appropriation Bill No. 1 \$'000	SPPs \$'000	Other(c) \$'000	Special Appropriation \$'000		
<b>Australian Pesticides and Veterinary Medicines Authority*</b>											
Outcome 1	4,400	-	35,447	-	-	-	-	-	-	-	39,847
	23,430	-	32,880	-	-	-	-	-	-	-	56,310
Total	4,400	-	35,447	-	-	-	-	-	-	-	39,847
	23,430	-	32,880	-	-	-	-	-	-	-	56,310
<b>Cotton Research and Development Corporation*</b>											
Outcome 1	-	-	8,966	-	-	-	-	-	-	-	8,966
	-	-	14,138	-	-	-	-	-	-	-	14,138
Total	-	-	8,966	-	-	-	-	-	-	-	8,966
	-	-	14,138	-	-	-	-	-	-	-	14,138
<b>Director of National Parks*</b>											
Outcome 1	57,063	-	26,355	-	-	-	-	-	-	-	83,418
	45,572	-	27,545	-	-	-	-	-	-	-	73,117
Equity Injections	-	25,408	-	-	-	-	-	-	-	-	25,408
	-	355	-	-	-	-	-	-	-	-	355
Total	57,063	25,408	26,355	-	-	-	-	-	-	-	108,826
	45,572	355	27,545	-	-	-	-	-	-	-	73,472



**AGRICULTURE, WATER AND THE ENVIRONMENT**

Agency Resourcing - 2020-2021  
 Estimated Actual - 2019-2020

Entity/Outcome/ Non-operating	Departmental					Administered					Total \$'000
	Appropriation Bill No. 1 \$'000	Appropriation Bill No. 2 \$'000	External Revenue(a) \$'000	Special Appropriation \$'000	Special Accounts(b) \$'000	Special Appropriation Bill No. 1 \$'000	SPPs \$'000	Other(c) \$'000	Special Appropriation \$'000		
<b>Fisheries Research and Development Corporation*</b>											
Outcome 1	-	-	33,870	-	-	-	-	-	-	-	33,870
	-	-	35,187	-	-	-	-	-	-	-	35,187
Total	-	-	33,870	-	-	-	-	-	-	-	33,870
	-	-	35,187	-	-	-	-	-	-	-	35,187
<b>Grains Research and Development Corporation*</b>											
Outcome 1	-	-	180,563	-	-	-	-	-	-	-	180,563
	-	-	187,504	-	-	-	-	-	-	-	187,504
Total	-	-	180,563	-	-	-	-	-	-	-	180,563
	-	-	187,504	-	-	-	-	-	-	-	187,504
<b>Murray-Darling Basin Authority*</b>											
Outcome 1	62,007	-	122,518	-	-	-	-	-	-	-	184,525
	75,244	-	118,354	-	-	-	-	-	-	-	193,598
Equity Injections	-	1,922	-	-	-	-	-	-	-	-	1,922
	-	7,425	-	-	-	-	-	-	-	-	7,425
Total	62,007	1,922	122,518	-	-	-	-	-	-	-	186,447
	75,244	7,425	118,354	-	-	-	-	-	-	-	201,023

**AGRICULTURE, WATER AND THE ENVIRONMENT**

Agency Resourcing - 2020-2021  
 Estimated Actual - 2019-2020

Entity/Outcome/ Non-operating	Departmental				Administered				Total \$'000
	Appropriation Bill No. 1 \$'000	Appropriation Bill No. 2 \$'000	External Revenue(a) \$'000	Special Appropriation \$'000	Special Accounts(b) \$'000	Special Appropriation Bill No. 1 \$'000	SPPs \$'000	Other(c) \$'000	
<b>Regional Investment Corporation*</b>									
Outcome 1	45,762	-	-	-	-	-	-	-	-
	15,477	-	147	-	-	-	-	-	-
Total	45,762	-	147	-	-	-	-	-	-
	15,477	-	147	-	-	-	-	-	-
<b>Rural Industries Research and Development Corporation*</b>									
Outcome 1	-	-	48,232	-	-	-	-	-	-
	-	-	67,188	-	-	-	-	-	-
Total	-	-	48,232	-	-	-	-	-	-
	-	-	67,188	-	-	-	-	-	-
<b>Sydney Harbour Federation Trust*</b>									
Outcome 1	20,584	-	6,213	-	-	-	-	-	-
	-	-	14,349	-	-	-	-	-	-
Equity Injections	-	23,637	-	-	-	-	-	-	-
	-	1,700	-	-	-	-	-	-	-
Total	20,584	23,637	6,213	-	-	-	-	-	-
	-	1,700	14,349	-	-	-	-	-	-

## AGRICULTURE, WATER AND THE ENVIRONMENT

Agency Resourcing - 2020-2021  
Estimated Actual - 2019-2020

Entity/Outcome/ Non-operating	Departmental						Administered					
	Appropriation			External			Special			Appropriation Bill No. 2		
	Bill No. 1 \$'000	Appropriation Bill No. 2 \$'000	Revenue(a) \$'000	Appropriation \$'000	Special Accounts(b) \$'000	Special Appropriation Bill No. 1 \$'000	SPPs \$'000	Other(c) \$'000	Appropriation \$'000	Special Appropriation \$'000	Total \$'000	
<b>Wine Australia*</b>												
Outcome 1	-	-	49,918	-	-	-	-	-	-	-	49,918	
	-	-	69,223	-	-	-	-	-	-	-	69,223	
<b>Total</b>	-	-	49,918	-	-	-	-	-	-	-	49,918	
	-	-	69,223	-	-	-	-	-	-	-	69,223	
<b>Australian Fisheries Management Authority</b>												
Outcome 1	20,430	-	-	-	17,037	5,672	-	-	-	-	43,139	
	20,345	-	-	10,334	9,821	5,588	-	-	-	-	46,088	
<b>Total</b>	20,430	-	-	-	17,037	5,672	-	-	-	-	43,139	
	20,345	-	-	10,334	9,821	5,588	-	-	-	-	46,088	
<b>Bureau of Meteorology</b>												
Outcome 1	309,311	-	47,234	-	-	-	-	-	-	-	356,545	
	297,831	-	66,836	-	-	-	-	-	-	-	364,667	
<b>Equity Injections</b>												
	-	119,252	-	-	-	-	-	-	-	-	119,252	
	-	128,356	-	-	-	-	-	-	-	-	128,356	
<b>Total</b>	309,311	119,252	47,234	-	-	-	-	-	-	-	475,797	
	297,831	128,356	66,836	-	-	-	-	-	-	-	493,023	

**AGRICULTURE, WATER AND THE ENVIRONMENT**

Agency Resourcing - 2020-2021  
 Estimated Actual - 2019-2020

Entity/Outcome/ Non-operating	Departmental					Administered				
	Appropriation Bill No. 1 \$'000	Appropriation Bill No. 2 \$'000	External Revenue(a) \$'000	Special Appropriation Accounts(b) \$'000	Special Appropriation Bill No. 1 \$'000	SPPs \$'000	Other(c) \$'000	Special Appropriation \$'000	Total \$'000	
										Appropriation Bill No. 2
<b>Great Barrier Reef Marine Park Authority</b>										
Outcome 1	60,151	-	21,595	18,864	10,359	-	-	-	110,969	
	44,996	-	20,175	8,711	15,486	-	-	-	89,368	
Equity Injections	-	8,853	-	-	-	-	-	-	8,853	
	-	8,385	-	-	-	-	-	-	8,385	
Total	60,151	8,853	21,595	18,864	10,359	-	-	-	119,822	
	44,996	8,385	20,175	8,711	15,486	-	-	-	97,753	
<b>PORTFOLIO</b>	<b>1,605,688</b>	<b>243,382</b>	<b>614,581</b>	<b>18,864</b>	<b>424,524</b>	<b>788,301</b>	<b>-</b>	<b>2,607,906</b>	<b>7,328,096</b>	
<b>TOTAL</b>	<b>1,163,118</b>	<b>277,251</b>	<b>682,631</b>	<b>19,045</b>	<b>461,981</b>	<b>601,384</b>	<b>-</b>	<b>524,521</b>	<b>4,705,930</b>	

(a) Receipts that were not appropriated to the entity by an annual Appropriation Act or another Act. Excludes amounts credited to a special account.

(b) Amounts credited to a special account that were not appropriated to the entity by an annual Appropriation Act or another Act.

(c) Includes *New Administered Outcomes* and *Administered Assets and Liabilities items*, within the meaning of Appropriation Bill No.2.

(d) The *Estimated Actual* Appropriation Bill figures shown above include amounts from the former Department of Agriculture that were transferred to the Department of Agriculture, Water and the Environment by a determination made under section 75 of the *Public Governance, Performance and Accountability Act 2013*. The *Estimated Actual* Special Appropriation and Special Account figures shown above exclude 2019-20 amounts in relation to functions transferred from the former Department of the Environment and Energy to the Department of Industry, Science, Energy and Resources.

**ATTORNEY-GENERAL'S**

Agency Resourcing - 2020-2021  
 Estimated Actual - 2019-2020

Entity/Outcome/ Non-operating	Departmental					Administered					Total \$'000
	Appropriation Bill No. 1 \$'000	Appropriation Bill No. 2 \$'000	External Revenue(a) \$'000	Special Appropriation \$'000	Special Accounts(b) \$'000	Special Appropriation Bill No. 1 \$'000	SPPs \$'000	Other(c) \$'000	Special Appropriation \$'000		
										Appropriation Bill No. 2	
<b>Attorney-General's Department</b>											
Outcome 1	164,851	-	138,874	-	1,049	408,174	-	-	367	713,315	
	149,269	-	158,103	-	30	483,576	-	-	320	791,298	
Outcome 2	78,881	-	-	-	-	40,201	-	-	687,964	807,046	
	69,309	-	-	-	-	46,521	-	-	218,204	334,034	
Equity Injections	-	2,851	-	-	-	-	-	-	-	2,851	
	-	20	-	-	-	-	-	-	-	20	
Administered Assets and Liabilities	-	-	-	-	-	-	-	1,300	-	1,300	
	-	-	-	-	-	-	-	16,248	-	16,248	
<b>Total</b>	<b>243,732</b>	<b>2,851</b>	<b>138,874</b>	<b>-</b>	<b>1,049</b>	<b>448,375</b>	<b>-</b>	<b>1,300</b>	<b>688,331</b>	<b>1,524,512</b>	
	<b>218,578</b>	<b>20</b>	<b>158,103</b>	<b>-</b>	<b>30</b>	<b>530,097</b>	<b>-</b>	<b>16,248</b>	<b>218,524</b>	<b>1,141,600</b>	
<b>Australian Human Rights Commission*</b>											
Outcome 1	16,515	-	6,584	-	-	-	-	-	-	23,099	
	16,538	-	6,429	-	-	-	-	-	-	22,967	
<b>Total</b>	<b>16,515</b>	<b>-</b>	<b>6,584</b>	<b>-</b>	<b>-</b>	<b>-</b>	<b>-</b>	<b>-</b>	<b>-</b>	<b>23,099</b>	
	<b>16,538</b>	<b>-</b>	<b>6,429</b>	<b>-</b>	<b>-</b>	<b>-</b>	<b>-</b>	<b>-</b>	<b>-</b>	<b>22,967</b>	

**ATTORNEY-GENERAL'S**

Agency Resourcing - 2020-2021  
 Estimated Actual - 2019-2020

Entity/Outcome/ Non-operating	Departmental				Administered				Total \$'000
	Appropriation Bill No. 1 \$'000	Appropriation Bill No. 2 \$'000	External Revenue(a) \$'000	Special Appropriation \$'000	Special Accounts(b) \$'000	Special Appropriation Bill No. 1 \$'000	SPPs \$'000	Other(c) \$'000	
<b>Comcare*</b>									
Outcome 1	5,870	-	269,420	-	-	-	-	-	-
	5,959	-	289,432	-	-	-	-	-	-
<b>Total</b>	5,870	-	269,420	-	-	-	-	-	-
	5,959	-	289,432	-	-	-	-	-	-
									275,290
									295,391
									275,290
									295,391
<b>Administrative</b>									
<b>Appeals Tribunal</b>									
Outcome 1	159,130	-	600	-	-	-	-	-	7,500
	169,508	-	526	-	-	-	-	-	7,104
<b>Total</b>	-	-	-	-	-	-	-	-	-
	-	7,752	-	-	-	-	-	-	-
	159,130	-	600	-	-	-	-	-	7,500
	169,508	7,752	526	-	-	-	-	-	7,104
									167,230
									184,890
<b>Equity Injections</b>									
	-	-	-	-	-	-	-	-	-
	-	7,752	-	-	-	-	-	-	-
	159,130	-	600	-	-	-	-	-	7,500
	169,508	7,752	526	-	-	-	-	-	7,104
									167,230
									184,890
<b>Asbestos Safety and Eradication Agency</b>									
Outcome 1	3,377	-	-	-	-	-	-	-	-
	3,372	-	91	-	-	-	-	-	-
<b>Total</b>	3,377	-	-	-	-	-	-	-	-
	3,372	-	91	-	-	-	-	-	-
									3,377
									3,463

**ATTORNEY-GENERAL'S**

Agency Resourcing - 2020-2021  
 Estimated Actual - 2019-2020

Entity/Outcome/ Non-operating	Departmental					Administered					Total \$'000
	Appropriation Bill No. 1 \$'000	Appropriation Bill No. 2 \$'000	External Revenue(a) \$'000	Special Appropriation \$'000	Special Accounts(b) \$'000	Special Appropriation Bill No. 1 \$'000	SPPs \$'000	Other(c) \$'000	Special Appropriation \$'000		
<b>Australian Building and Commission</b>											
Outcome 1	34,231	-	175	-	-	-	-	-	-	-	34,406
	33,602	-	123	-	-	-	-	-	-	-	33,725
<b>Total</b>	<b>34,231</b>	<b>-</b>	<b>175</b>	<b>-</b>	<b>-</b>	<b>-</b>	<b>-</b>	<b>-</b>	<b>-</b>	<b>-</b>	<b>34,406</b>
	33,602	-	123	-	-	-	-	-	-	-	33,725
<b>Australian Commission for Law Enforcement Integrity</b>											
Outcome 1	20,175	-	733	-	-	-	-	-	-	-	20,908
	13,700	-	75	-	-	-	-	-	-	-	13,775
<b>Equity Injections</b>											
	-	1,497	-	-	-	-	-	-	-	-	1,497
	-	792	-	-	-	-	-	-	-	-	792
<b>Total</b>	<b>20,175</b>	<b>1,497</b>	<b>733</b>	<b>-</b>	<b>-</b>	<b>-</b>	<b>-</b>	<b>-</b>	<b>-</b>	<b>-</b>	<b>22,405</b>
	13,700	792	75	-	-	-	-	-	-	-	14,567
<b>Australian Financial Security Authority</b>											
Outcome 1	57,291	-	38,815	-	45,370	-	-	-	3,000	-	144,476
	57,331	-	42,442	-	49,068	-	-	-	855	-	149,696
<b>Total</b>	<b>57,291</b>	<b>-</b>	<b>38,815</b>	<b>-</b>	<b>45,370</b>	<b>-</b>	<b>-</b>	<b>-</b>	<b>3,000</b>	<b>-</b>	<b>144,476</b>
	57,331	-	42,442	-	49,068	-	-	-	855	-	149,696

**ATTORNEY-GENERAL'S**

Agency Resourcing - 2020-2021  
 Estimated Actual - 2019-2020

Entity/Outcome/ Non-operating	Departmental				Administered				Total \$'000
	Appropriation Bill No. 1 \$'000	Appropriation Bill No. 2 \$'000	External Revenue(a) \$'000	Special Appropriation \$'000	Special Accounts(b) \$'000	Special Appropriation Bill No. 1 \$'000	SPPs \$'000	Other(c) \$'000	
<b>Australian Law Reform Commission</b>									
Outcome 1	2,636	-	-	-	1	-	-	-	-
	2,623	-	-	-	-	-	-	-	-
Total	2,636	-	-	-	1	-	-	-	-
	2,623	-	-	-	-	-	-	-	-
<b>Fair Work Commission</b>									
Outcome 1	82,735	-	2,000	-	-	-	-	-	500
	79,271	-	2,009	-	-	-	-	-	603
Total	82,735	-	2,000	-	-	-	-	-	500
	79,271	-	2,009	-	-	-	-	-	603
<b>Fair Work Ombudsman and Registered Organisations Commission Entity</b>									
Outcome 1	157,902	-	1,370	-	-	-	-	-	250
	132,785	-	3,308	-	-	-	-	-	515
Outcome 2	5,306	-	-	-	-	-	-	-	-
	5,278	-	19	-	-	-	-	-	-
Total	163,208	-	1,370	-	-	-	-	-	250
	138,063	-	3,327	-	-	-	-	-	515



**ATTORNEY-GENERAL'S**

Agency Resourcing - 2020-2021

*Estimated Actual - 2019-2020*

Entity/Outcome/ Non-operating	Departmental				Administered				Total \$'000	
	Appropriation Bill No. 1 \$'000	Appropriation Bill No. 2 \$'000	External Revenue(a) \$'000	Special Appropriation Accounts(b) \$'000	Appropriation Bill No. 2			Special Appropriation \$'000		
					Bill No. 1 \$'000	SPPs \$'000	Other(c) \$'000			
<b>Federal Court of Australia</b>										
Outcome 1	64,192	-	2,678	-	15,000	-	-	-	600	82,470
	64,774	-	1,905	-	-	-	-	-	210	66,889
Outcome 2	33,313	-	-	-	-	-	-	-	100	33,413
	34,244	-	-	-	-	-	-	-	25	34,269
Outcome 3	76,376	-	-	-	1,000	885	-	-	200	78,461
	67,803	-	-	-	-	881	-	-	118	68,802
Outcome 4	116,048	-	918	-	-	-	-	-	-	116,966
	131,679	-	2,849	-	-	-	-	-	-	134,528
Equity Injections	-	2,717	-	-	-	-	-	-	-	2,717
	-	-	-	-	-	-	-	-	-	-
<b>Total</b>	289,929	2,717	3,596	-	16,000	885	-	-	900	314,027
	298,500	-	4,754	-	-	881	-	-	353	304,488

**ATTORNEY-GENERAL'S**

Agency Resourcing - 2020-2021  
 Estimated Actual - 2019-2020

Entity/Outcome/ Non-operating	Departmental				Administered				Total \$'000	
	Appropriation Bill No. 1 \$'000	Appropriation Bill No. 2 \$'000	External Revenue(a) \$'000	Special Appropriation \$'000	Special Accounts(b) \$'000	Special Appropriation Bill No. 1 \$'000	SPPs \$'000	Other(c) \$'000		Special Appropriation \$'000
<b>High Court of Australia</b>										
Outcome 1	18,655	-	523	-	-	-	-	-	-	19,178
	<b>18,300</b>	-	<b>704</b>	-	-	-	-	-	-	<b>19,004</b>
Equity Injections	-	1,994	-	-	-	-	-	-	-	1,994
	-	<b>2,630</b>	-	-	-	-	-	-	-	<b>2,630</b>
Total	18,655	1,994	523	-	-	-	-	-	-	21,172
	<b>18,300</b>	<b>2,630</b>	<b>704</b>	-	-	-	-	-	-	<b>21,634</b>
<b>National Archives of Australia</b>										
Outcome 1	75,363	-	2,370	-	-	-	-	-	-	77,733
	<b>76,204</b>	-	<b>2,661</b>	-	-	-	-	-	-	<b>78,865</b>
Total	75,363	-	2,370	-	-	-	-	-	-	77,733
	<b>76,204</b>	-	<b>2,661</b>	-	-	-	-	-	-	<b>78,865</b>

**ATTORNEY-GENERAL'S**

Agency Resourcing - 2020-2021  
 Estimated Actual - 2019-2020

Entity/Outcome/ Non-operating	Departmental				Administered				Total \$'000
	Appropriation Bill No. 1 \$'000	Appropriation Bill No. 2 \$'000	External Revenue(a) \$'000	Special Appropriation \$'000	Special Accounts(b) \$'000	Special Appropriation Bill No. 1 \$'000	SPPs \$'000	Other(c) \$'000	
<b>Office of the Australian Information Commissioner</b>									
Outcome 1	20,948	-	2,323	-	-	-	-	-	-
	21,270	-	2,330	-	-	-	-	-	-
Equity Injections	-	-	-	-	-	-	-	-	-
	-	2,000	-	-	-	-	-	-	-
<b>Total</b>	20,948	-	2,323	-	-	-	-	-	-
	21,270	2,000	2,330	-	-	-	-	-	-
<b>Office of the Commonwealth Ombudsman</b>									
Outcome 1	41,240	-	4,684	-	-	-	-	-	-
	43,210	-	5,964	-	-	-	-	-	-
Equity Injections	-	940	-	-	-	-	-	-	-
	-	-	-	-	-	-	-	-	-
<b>Total</b>	41,240	940	4,684	-	-	-	-	-	-
	43,210	-	5,964	-	-	-	-	-	-

**ATTORNEY-GENERAL'S**

Agency Resourcing - 2020-2021  
 Estimated Actual - 2019-2020

Entity/Outcome/ Non-operating	Departmental				Administered				Total \$'000
	Appropriation Bill No. 1 \$'000	Appropriation Bill No. 2 \$'000	External Revenue(a) \$'000	Special Appropriation \$'000	Special Accounts(b) \$'000	Special Appropriation Bill No. 1 \$'000	Appropriation Bill No. 2		
							SPPs \$'000	Other(c) \$'000	
<b>Office of the Director of Public Prosecutions</b>									
Outcome 1	92,145	-	10,887	-	-	-	-	-	103,032
	85,069	-	11,732	-	-	-	-	-	96,801
Equity Injections	-	-	-	-	-	-	-	-	-
	-	2,345	-	-	-	-	-	-	2,345
<b>Total</b>	<b>92,145</b>	<b>-</b>	<b>10,887</b>	<b>-</b>	<b>-</b>	<b>-</b>	<b>-</b>	<b>-</b>	<b>103,032</b>
	85,069	2,345	11,732	-	-	-	-	-	99,146
<b>Office of the Inspector-General of Intelligence and Security</b>									
Outcome 1	12,909	-	27	-	-	-	-	-	12,936
	14,839	-	215	-	-	-	-	-	15,054
<b>Total</b>	<b>12,909</b>	<b>-</b>	<b>27</b>	<b>-</b>	<b>-</b>	<b>-</b>	<b>-</b>	<b>-</b>	<b>12,936</b>
	14,839	-	215	-	-	-	-	-	15,054
<b>Office of Parliamentary Counsel</b>									
Outcome 1	18,187	-	6,198	-	-	-	-	-	24,385
	17,598	-	5,766	-	-	-	-	-	23,364
<b>Total</b>	<b>18,187</b>	<b>-</b>	<b>6,198</b>	<b>-</b>	<b>-</b>	<b>-</b>	<b>-</b>	<b>-</b>	<b>24,385</b>
	17,598	-	5,766	-	-	-	-	-	23,364

**ATTORNEY-GENERAL'S**

Agency Resourcing - 2020-2021  
 Estimated Actual - 2019-2020

Entity/Outcome/ Non-operating	Departmental				Administered				Total \$'000	
	Appropriation Bill No. 1 \$'000	Appropriation Bill No. 2 \$'000	External Revenue(a) \$'000	Special Appropriation \$'000	Special Accounts(b) \$'000	Special Appropriation Bill No. 1 \$'000	SPPs \$'000	Other(c) \$'000		Special Appropriation \$'000
<b>Safe Work Australia</b>										
Outcome 1	10,533	-	-	-	10,543	-	-	-	-	21,076
	10,521	-	-	-	10,465	-	-	-	-	20,986
Total	10,533	-	-	-	10,543	-	-	-	-	21,076
	10,521	-	-	-	10,465	-	-	-	-	20,986
<b>Seafarers Safety, Rehabilitation and Compensation Authority</b>										
Outcome 1	-	-	-	-	245	-	-	-	-	245
	-	-	-	-	791	-	-	-	-	791
Total	-	-	-	-	245	-	-	-	-	245
	-	-	-	-	791	-	-	-	-	791
<b>PORTFOLIO</b>	<b>1,368,809</b>	<b>9,999</b>	<b>489,179</b>	<b>-</b>	<b>73,208</b>	<b>449,260</b>	<b>-</b>	<b>1,300</b>	<b>700,481</b>	<b>3,092,236</b>
<b>TOTAL</b>	<b>1,324,056</b>	<b>15,539</b>	<b>536,683</b>	<b>-</b>	<b>60,354</b>	<b>530,978</b>	<b>-</b>	<b>16,248</b>	<b>227,954</b>	<b>2,711,812</b>

(a) Receipts that were not appropriated to the entity by an annual Appropriation Act or another Act. Excludes amounts credited to a special account.

(b) Amounts credited to a special account that were not appropriated to the entity by an annual Appropriation Act or another Act.

(c) Includes New Administered Outcomes and Administered Assets and Liabilities items, within the meaning of Appropriation Bill No.2.

**DEFENCE**

Agency Resourcing - 2020-2021  
 Estimated Actual - 2019-2020

Entity/Outcome/ Non-operating	Departmental				Administered				Total \$'000
	Appropriation Bill No. 1 \$'000	Appropriation Bill No. 2 \$'000	External Revenue(a) \$'000	Special Appropriation \$'000	Special Accounts(b) \$'000	Special Appropriation Bill No. 1 \$'000	SPPs \$'000	Other(c) \$'000	
<b>Department of Defence</b>									
Outcome 1	635,969	-	9,350	-	-	-	-	-	645,319
	799,759	-	7,864	-	-	-	-	-	807,623
Outcome 2	29,408,170	-	535,923	-	206,878	-	-	2,859,256	33,010,227
	33,535,189	-	813,606	-	169,255	-	-	2,980,811	37,498,861
Equity Injections	-	11,671,008	-	-	-	-	-	-	11,671,008
	-	4,015,029	-	-	-	-	-	-	4,015,029
<b>Total</b>	<b>30,044,139</b>	<b>11,671,008</b>	<b>545,273</b>	<b>-</b>	<b>206,878</b>	<b>-</b>	<b>-</b>	<b>2,859,256</b>	<b>45,326,554</b>
	<b>34,334,948</b>	<b>4,015,029</b>	<b>821,470</b>	<b>-</b>	<b>169,255</b>	<b>-</b>	<b>-</b>	<b>2,980,811</b>	<b>42,321,513</b>
<b>AAF Company#</b>									
Total	-	-	-	-	-	-	-	-	-
	-	-	-	-	-	-	-	-	-
<b>Army and Air Force Canteen Service*</b>									
Outcome 1	-	-	31,469	-	-	-	-	-	31,469
	-	-	30,539	-	-	-	-	-	30,539
Total	-	-	31,469	-	-	-	-	-	31,469
	-	-	30,539	-	-	-	-	-	30,539

**DEFENCE**

Agency Resourcing - 2020-2021  
 Estimated Actual - 2019-2020

Entity/Outcome/ Non-operating Fund*	Departmental				Administered				Total \$'000
	Appropriation Bill No. 1 \$'000	Appropriation Bill No. 2 \$'000	External Revenue(a) \$'000	Special Appropriation \$'000	Special Accounts(b) \$'000	Special Appropriation Bill No. 1 \$'000	SPPs \$'000	Other(c) \$'000	
<b>Australian Military Forces Relief Trust</b>									
Outcome 1	-	-	537	-	-	-	-	-	-
	-	-	648	-	-	-	-	-	-
Total	-	-	537	-	-	-	-	-	-
	-	-	648	-	-	-	-	-	-
<b>Australian Strategic Policy Institute Limited#</b>									
Outcome 1	-	-	11,287	-	-	-	-	-	-
	-	-	10,714	-	-	-	-	-	-
Total	-	-	11,287	-	-	-	-	-	-
	-	-	10,714	-	-	-	-	-	-
<b>Defence Housing Australia*</b>									
Outcome 1	-	-	958,597	-	-	-	-	-	-
	-	-	1,006,825	-	-	-	-	-	-
Total	-	-	958,597	-	-	-	-	-	-
	-	-	1,006,825	-	-	-	-	-	-
<b>RAAF Welfare Recreational Company#</b>									
Total	-	-	-	-	-	-	-	-	-
	-	-	-	-	-	-	-	-	-

**DEFENCE**

Agency Resourcing - 2020-2021  
 Estimated Actual - 2019-2020

Entity/Outcome/ Non-operating	Departmental				Administered				Total \$'000
	Appropriation Bill No. 1 \$'000	Appropriation Bill No. 2 \$'000	External Revenue(a) \$'000	Special Appropriation \$'000	Special Accounts(b) \$'000	Special Appropriation Bill No. 1 \$'000	SPPs \$'000	Other(c) \$'000	
<b>Royal Australian Air Force Veterans Residences Trust Fund*</b>									
Outcome 1	-	-	656	-	-	-	-	-	-
	-	-	667	-	-	-	-	-	-
Total	-	-	656	-	-	-	-	-	656
	-	-	667	-	-	-	-	-	667
<b>Royal Australian Air Force Welfare Trust Fund*</b>									
Outcome 1	-	-	1,710	-	-	-	-	-	-
	-	-	1,765	-	-	-	-	-	-
Total	-	-	1,710	-	-	-	-	-	1,710
	-	-	1,765	-	-	-	-	-	1,765
<b>Royal Australian Navy Central Canteens Board (Royal Australian Navy Central Canteens Fund)*</b>									
Outcome 1	-	-	15,922	-	-	-	-	-	-
	-	-	13,735	-	-	-	-	-	-
Total	-	-	15,922	-	-	-	-	-	15,922
	-	-	13,735	-	-	-	-	-	13,735



**DEFENCE**

Agency Resourcing - 2020-2021  
 Estimated Actual - 2019-2020

Entity/Outcome/ Non-operating	Departmental				Administered				Total \$'000
	Appropriation Bill No. 1 \$'000	Appropriation Bill No. 2 \$'000	External Revenue(a) \$'000	Special Appropriation \$'000	Special Accounts(b) \$'000	Special Appropriation Bill No. 1 \$'000	SPPs \$'000	Other(c) \$'000	
<b>Royal Australian Navy Relief Trust Fund*</b>									
Outcome 1	-	-	725	-	-	-	-	-	-
	-	-	987	-	-	-	-	-	-
<b>Total</b>	-	-	725	-	-	-	-	-	-
	-	-	987	-	-	-	-	-	-
<b>Australian Signals Directorate</b>									
Outcome 1	835,435	-	2,704	-	-	-	-	-	-
	758,079	-	3,852	-	1,579	-	-	-	-
<b>Equity Injections</b>									
	-	195,459	-	-	-	-	-	-	-
	-	176,476	-	-	-	-	-	-	-
<b>Total</b>	835,435	195,459	2,704	-	-	-	-	-	-
	758,079	176,476	3,852	-	1,579	-	-	-	-

**DEFENCE**

Agency Resourcing - 2020-2021  
 Estimated Actual - 2019-2020

Entity/Outcome/ Non-operating	Departmental				Administered				Total \$'000
	Appropriation Bill No. 1 \$'000	Appropriation Bill No. 2 \$'000	External Revenue(a) \$'000	Special Appropriation Accounts(b) \$'000	Special Appropriation Bill No. 1 \$'000	SPPs \$'000	Other(c) \$'000	Special Appropriation \$'000	
<b>Department of Veterans' Affairs</b>									
Outcome 1	238,732	-	6,163	45,629	56,995	-	-	7,250,724	7,598,243
	244,640	-	2,718	143,749	57,199	-	-	6,462,447	6,910,753
Outcome 2	136,348	-	487	-	15,370	-	-	4,133,791	4,285,996
	104,073	-	5,598	-	24,821	-	-	4,074,388	4,208,880
Outcome 3	21,658	-	34	73	37,772	-	-	-	59,537
	28,139	-	906	904	53,346	-	-	-	83,295
Equity Injections	-	6,585	-	-	-	-	-	-	6,585
	-	5,748	-	-	-	-	-	-	5,748
Total	396,738	6,585	6,684	45,702	110,137	-	-	11,384,515	11,950,361
	376,852	5,748	9,222	144,653	135,366	-	-	10,536,835	11,208,676
<b>Australian War Memorial*</b>									
Outcome 1	44,241	-	6,165	-	-	-	-	-	50,406
	46,371	-	8,561	-	-	-	-	-	54,932
Equity Injections	-	55,306	-	-	-	-	-	-	55,306
	-	37,046	-	-	-	-	-	-	37,046
Total	44,241	55,306	6,165	-	-	-	-	-	105,712
	46,371	37,046	8,561	-	-	-	-	-	91,978
<b>PORTFOLIO</b>	<b>31,320,553</b>	<b>11,928,358</b>	<b>1,581,729</b>	<b>252,580</b>	<b>110,137</b>	<b>-</b>	<b>-</b>	<b>14,243,771</b>	<b>59,437,128</b>
<b>TOTAL</b>	<b>35,516,250</b>	<b>4,234,299</b>	<b>1,908,985</b>	<b>315,487</b>	<b>135,366</b>	<b>-</b>	<b>-</b>	<b>13,517,646</b>	<b>55,628,033</b>

(a) Receipts that were not appropriated to the entity by an annual Appropriation Act or another Act. Excludes amounts credited to a special account.

(b) Amounts credited to a special account that were not appropriated to the entity by an annual Appropriation Act or another Act.

(c) Includes New Administered Outcomes and Administered Assets and Liabilities items, within the meaning of Appropriation Bill No.2.

**EDUCATION, SKILLS AND EMPLOYMENT**

Agency Resourcing - 2020-2021

*Estimated Actual - 2019-2020*

Entity/Outcome/ Non-operating	Departmental						Administered					
	Appropriation Bill No. 1 \$'000	Appropriation Bill No. 2 \$'000	External Revenue(a) \$'000	Special Appropriation \$'000	Special Accounts(b) \$'000	Special Appropriation Bill No. 1 \$'000	SPPs \$'000	Other(c) \$'000	Appropriation \$'000	Special Appropriation \$'000	Total \$'000	
												Appropriation Bill No. 2
<b>Department of Education, Skills and Employment</b>												
Outcome 1	180,028	-	8,220	-	-	418,779	219,993	-	31,200,704	32,027,724		
	197,067	-	3,274	-	-	476,918	116,243	-	32,129,088	32,922,590		
Outcome 2	136,976	-	14,938	-	12,734	344,842	-	-	18,588,756	19,098,246		
	98,016	-	4,615	-	2,862	251,004	-	-	16,465,898	16,822,395		
Outcome 3	168,323	-	15,952	-	5,607	3,786,656	-	-	613,258	4,589,796		
	77,677	-	13,373	-	1,168	618,570	-	-	509,814	1,220,602		
Outcome 4	437,707	-	38,052	-	-	2,076,029	-	-	30	2,551,818		
	170,946	-	25,302	-	-	703,886	-	-	4	900,138		
Equity Injections	-	126,596	-	-	-	-	-	-	-	126,596		
	-	38,664	-	-	-	-	-	-	-	38,664		
Total	923,034	126,596	77,162	-	18,341	6,626,306	219,993	-	50,402,748	58,394,180		
	543,706	38,664	46,564	-	4,030	2,050,378	116,243	-	49,104,804	51,904,389		

**EDUCATION, SKILLS AND EMPLOYMENT**

Agency Resourcing - 2020-2021  
 Estimated Actual - 2019-2020

Entity/Outcome/ Non-operating	Departmental				Administered				Total \$'000
	Appropriation Bill No. 1 \$'000	Appropriation Bill No. 2 \$'000	External Revenue(a) \$'000	Special Appropriation \$'000	Special Accounts(b) \$'000	Special Appropriation Bill No. 1 \$'000	SPPs \$'000	Other(c) \$'000	
<b>Australian Curriculum, Assessment and Reporting Authority*</b>									
Outcome 1	-	-	33,240	-	-	-	-	-	-
	-	-	33,168	-	-	-	-	-	-
<b>Total</b>	-	-	33,240	-	-	-	-	-	-
	-	-	33,168	-	-	-	-	-	-
<b>Australian Institute for Teaching and School Leadership Limited#</b>									
Outcome 1	-	-	19,072	-	-	-	-	-	-
	-	-	20,176	-	-	-	-	-	-
<b>Total</b>	-	-	19,072	-	-	-	-	-	-
	-	-	20,176	-	-	-	-	-	-
<b>Australian Research Council</b>									
Outcome 1	22,543	-	-	-	8,669	-	-	-	803,409
	22,664	-	-	-	9,457	-	-	-	762,541
<b>Total</b>	22,543	-	-	-	8,669	-	-	-	803,409
	22,664	-	-	-	9,457	-	-	-	762,541

**EDUCATION, SKILLS AND EMPLOYMENT**

Agency Resourcing - 2020-2021  
 Estimated Actual - 2019-2020

Entity/Outcome/ Non-operating	Departmental					Administered					Total \$'000
	Appropriation Bill No. 1 \$'000	Appropriation Bill No. 2 \$'000	External Revenue(a) \$'000	Special Appropriation \$'000	Special Accounts(b) \$'000	Special Appropriation Bill No. 1 \$'000	SPPs \$'000	Other(c) \$'000	Special Appropriation \$'000		
<b>Australian Skills Quality Authority Outcome 1</b>	41,801	-	132	-	-	-	-	-	357	42,290	
	40,622	-	2,393	-	-	-	-	-	2,190	45,205	
Equity Injections	-	1,759	-	-	-	-	-	-	-	1,759	
	-	3,013	-	-	-	-	-	-	-	3,013	
Total	41,801	1,759	132	-	-	-	-	-	357	44,049	
	40,622	3,013	2,393	-	-	-	-	-	2,190	48,218	
<b>Tertiary Education Quality and Standards Agency Outcome 1</b>	22,056	-	387	-	-	-	-	-	200	22,643	
	18,385	-	950	-	-	-	-	-	677	20,012	
Total	22,056	-	387	-	-	-	-	-	200	22,643	
	18,385	-	950	-	-	-	-	-	677	20,012	
<b>PORTFOLIO</b>	<b>1,009,434</b>	<b>128,355</b>	<b>129,993</b>	-	<b>18,341</b>	<b>6,634,975</b>	<b>219,993</b>	-	<b>51,206,714</b>	<b>59,347,805</b>	
<b>TOTAL</b>	<b>625,377</b>	<b>41,677</b>	<b>103,251</b>	-	<b>4,030</b>	<b>2,059,835</b>	<b>116,243</b>	-	<b>49,870,212</b>	<b>52,820,625</b>	

(a) Receipts that were not appropriated to the entity by an annual Appropriation Act or another Act. Excludes amounts credited to a special account.

(b) Amounts credited to a special account that were not appropriated to the entity by an annual Appropriation Act or another Act.

(c) Includes New Administered Outcomes and Administered Assets and Liabilities items, within the meaning of Appropriation Bill No.2.

(d) The *Estimated Actual* Appropriation Bill figures shown above include amounts from the former Department of Jobs, Skills, Small and Family Business that were transferred to the Department of Education, Skills and Employment by a determination made under section 75 of the *Public Governance, Performance and Accountability Act 2013*.

**FINANCE**

Agency Resourcing - 2020-2021  
 Estimated Actual - 2019-2020

Entity/Outcome/ Non-operating	Departmental				Administered				Total \$'000
	Appropriation Bill No. 1 \$'000	Appropriation Bill No. 2 \$'000	External Revenue(a) \$'000	Special Appropriation \$'000	Special Accounts(b) \$'000	Special Appropriation Bill No. 1 \$'000	Appropriation Bill No. 2		
							SPPs \$'000	Other(c) \$'000	
<b>Department of Finance</b>									
Outcome 1	80,116	-	1,147	-	-	-	-	-	81,263
	86,719	-	1,147	-	-	-	-	-	87,866
Outcome 2	611,579	-	17,308	-	45,810,820	11,371	-	-	7,952,866
	175,704	-	16,391	-	93,345,715	12,398	-	-	7,217,509
Outcome 3	23,936	-	5,817	-	-	294,257	-	-	242,800
	27,832	-	5,817	-	-	272,149	-	-	236,580
Equity Injections	-	2,183	-	-	-	-	-	-	2,183
	-	155,672	-	-	-	-	-	-	155,672
Administered Assets and Liabilities	-	-	-	-	-	-	-	348,873	348,873
	-	-	-	-	-	-	-	281,623	281,623
<b>Total</b>	715,631	2,183	24,272	-	45,810,820	305,628	-	348,873	8,195,666
	290,255	155,672	23,355	-	93,345,715	284,547	-	281,623	7,454,089
<b>Commonwealth Superannuation Corporation*</b>									
Outcome 1	-	-	-	-	124,061	-	-	-	-
	-	-	-	-	118,457	-	-	-	-
<b>Total</b>	-	-	-	-	124,061	-	-	-	124,061
	-	-	-	-	118,457	-	-	-	118,457

**FINANCE**

Agency Resourcing - 2020-2021  
 Estimated Actual - 2019-2020

Entity/Outcome/ Non-operating	Departmental				Administered				Total \$'000
	Appropriation Bill No. 1 \$'000	Appropriation Bill No. 2 \$'000	External Revenue(a) \$'000	Special Appropriation \$'000	Special Accounts(b) \$'000	Special Appropriation Bill No. 1 \$'000	SPPs \$'000	Other(c) \$'000	
<b>Australian Electoral Commission</b>									
Outcome 1	177,150	-	11,038	14,900	-	-	-	-	-
	140,432	-	16,923	-	-	-	-	-	15,984
<b>Total</b>	<b>177,150</b>	<b>-</b>	<b>11,038</b>	<b>14,900</b>	<b>-</b>	<b>-</b>	<b>-</b>	<b>-</b>	<b>15,984</b>
	140,432	-	16,923	-	-	-	-	-	-
<b>Total</b>	<b>140,432</b>	<b>-</b>	<b>16,923</b>	<b>-</b>	<b>-</b>	<b>-</b>	<b>-</b>	<b>-</b>	<b>15,984</b>
<b>Future Fund Management Agency</b>									
Outcome 1	-	-	-	-	380,105	-	-	-	-
	-	-	-	-	393,889	-	-	-	-
<b>Total</b>	<b>-</b>	<b>-</b>	<b>-</b>	<b>-</b>	<b>380,105</b>	<b>-</b>	<b>-</b>	<b>-</b>	<b>-</b>
	-	-	-	-	393,889	-	-	-	-
<b>Total</b>	<b>-</b>	<b>-</b>	<b>-</b>	<b>-</b>	<b>393,889</b>	<b>-</b>	<b>-</b>	<b>-</b>	<b>-</b>
<b>Independent Parliamentary Expenses Authority</b>									
Outcome 1	8,746	-	-	-	-	38,767	-	-	32,736
	10,095	-	224	-	-	38,219	-	-	20,264
<b>Total</b>	<b>8,746</b>	<b>-</b>	<b>224</b>	<b>-</b>	<b>-</b>	<b>38,767</b>	<b>-</b>	<b>-</b>	<b>32,736</b>
	10,095	-	224	-	-	38,219	-	-	20,264
<b>Total</b>	<b>10,095</b>	<b>-</b>	<b>224</b>	<b>-</b>	<b>-</b>	<b>38,219</b>	<b>-</b>	<b>-</b>	<b>20,264</b>
<b>PORTFOLIO</b>	<b>901,527</b>	<b>2,183</b>	<b>35,310</b>	<b>14,900</b>	<b>46,314,986</b>	<b>344,395</b>	<b>-</b>	<b>348,873</b>	<b>8,228,402</b>
<b>TOTAL</b>	<b>440,782</b>	<b>155,672</b>	<b>40,502</b>	<b>-</b>	<b>93,858,061</b>	<b>322,766</b>	<b>-</b>	<b>281,623</b>	<b>7,490,337</b>

(a) Receipts that were not appropriated to the entity by an annual Appropriation Act or another Act. Excludes amounts credited to a special account.

(b) Amounts credited to a special account that were not appropriated to the entity by an annual Appropriation Act or another Act.

(c) Includes New Administered Outcomes and Administered Assets and Liabilities items, within the meaning of Appropriation Bill No.2.

**FOREIGN AFFAIRS AND TRADE**

Agency Resourcing - 2020-2021  
 Estimated Actual - 2019-2020

Entity/Outcome/ Non-operating	Departmental				Administered				Total \$'000	
	Appropriation Bill No. 1 \$'000	Appropriation Bill No. 2 \$'000	External Revenue(a) \$'000	Special Appropriation \$'000	Special Accounts(b) \$'000	Special Appropriation Bill No. 1 \$'000	SPPs \$'000	Other(c) \$'000		Special Appropriation \$'000
<b>Department of Foreign Affairs and Trade</b>										
Outcome 1	1,045,930	-	133,949	-	1,000	3,925,578	-	-	303,091	5,409,548
	941,576	-	76,625	-	4,593	3,970,986	-	-	2	4,993,782
Outcome 2	385,256	-	-	-	-	65,750	-	-	2,100	453,106
	352,931	-	-	-	-	750	-	-	1,857	355,538
Outcome 3	256,761	-	-	-	50,987	-	-	-	-	307,748
	261,937	-	-	-	185,807	-	-	-	-	447,744
Equity Injections	-	93,500	-	-	-	-	-	-	-	93,500
	-	43,546	-	-	-	-	-	-	-	43,546
Administered Assets and Liabilities	-	-	-	-	-	-	-	6,704	-	6,704
	-	-	-	-	-	-	-	605,072	-	605,072
<b>Total</b>	1,687,947	93,500	133,949	-	51,987	3,991,328	-	6,704	305,191	6,270,606
	1,556,444	43,546	76,625	-	190,400	3,971,736	-	605,072	1,859	6,445,682
<b>Tourism Australia*</b>										
Outcome 1	139,445	-	66,523	-	-	-	-	-	-	205,968
	139,534	-	78,780	-	-	-	-	-	-	218,314
<b>Total</b>	139,445	-	66,523	-	-	-	-	-	-	205,968
	139,534	-	78,780	-	-	-	-	-	-	218,314



**FOREIGN AFFAIRS AND TRADE**

Agency Resourcing - 2020-2021  
 Estimated Actual - 2019-2020

Entity/Outcome/ Non-operating	Departmental				Administered				Total \$'000
	Appropriation Bill No. 1 \$'000	Appropriation Bill No. 2 \$'000	External Revenue(a) \$'000	Special Appropriation \$'000	Special Accounts(b) \$'000	Special Appropriation Bill No. 1 \$'000	SPPs \$'000	Other(c) \$'000	
<b>Australian Centre for International Agricultural Research</b>									
Outcome 1	9,597	-	2,534	-	8,348	87,346	-	-	-
	9,555	-	2,209	-	11,460	92,151	-	-	-
Total	9,597	-	2,534	-	8,348	87,346	-	-	-
	9,555	-	2,209	-	11,460	92,151	-	-	-
<b>Australian Secret Intelligence Service</b>									
Outcome 1	324,406	-	94,000	-	-	-	-	-	-
	345,320	-	97,200	-	-	-	-	-	-
Equity Injections	-	43,261	-	-	-	-	-	-	-
	-	53,503	-	-	-	-	-	-	-
Total	324,406	43,261	94,000	-	-	-	-	-	-
	345,320	53,503	97,200	-	-	-	-	-	-

**FOREIGN AFFAIRS AND TRADE**

Agency Resourcing - 2020-2021  
 Estimated Actual - 2019-2020

Entity/Outcome/ Non-operating	Departmental				Administered				Total \$'000	
	Appropriation Bill No. 1 \$'000	Appropriation Bill No. 2 \$'000	External Revenue(a) \$'000	Special Appropriation \$'000	Special Accounts(b) \$'000	Special Appropriation Bill No. 1 \$'000	SPPs \$'000	Other(c) \$'000		Special Appropriation \$'000
<b>Australian Trade and Investment Commission</b>										
Outcome 1	230,140	-	25,200	-	-	706,801	-	-	192,320	1,154,461
	213,421	-	21,826	-	-	168,650	-	-	65,590	469,487
Outcome 2	9,215	-	1,000	-	-	-	-	-	-	10,215
	9,463	-	1,373	-	-	-	-	-	-	10,836
Equity Injections	-	6,893	-	-	-	-	-	-	-	6,893
	-	3,000	-	-	-	-	-	-	-	3,000
Total	239,355	6,893	26,200	-	-	706,801	-	-	192,320	1,171,569
	222,884	3,000	23,199	-	-	168,650	-	-	65,590	483,323
<b>PORTFOLIO</b>	<b>2,400,750</b>	<b>143,654</b>	<b>323,206</b>	<b>-</b>	<b>60,335</b>	<b>4,785,475</b>	<b>-</b>	<b>6,704</b>	<b>497,511</b>	<b>8,217,635</b>
<b>TOTAL</b>	<b>2,273,737</b>	<b>100,049</b>	<b>278,013</b>	<b>-</b>	<b>201,860</b>	<b>4,232,537</b>	<b>-</b>	<b>605,072</b>	<b>67,449</b>	<b>7,758,717</b>

(a) Receipts that were not appropriated to the entity by an annual Appropriation Act or another Act. Excludes amounts credited to a special account.

(b) Amounts credited to a special account that were not appropriated to the entity by an annual Appropriation Act or another Act.

(c) Includes New Administered Outcomes and Administered Assets and Liabilities items, within the meaning of Appropriation Bill No.2.

**HEALTH**

Agency Resourcing - 2020-2021  
 Estimated Actual - 2019-2020

Entity/Outcome/ Non-operating	Departmental						Administered						Total \$'000
	Appropriation Bill No. 1 \$'000	Appropriation Bill No. 2 \$'000	External Revenue(a) \$'000	Special Appropriation \$'000	Special Accounts(b) \$'000	Special Appropriation Bill No. 1 \$'000	SPPs \$'000	Other(c) \$'000	Special Appropriation \$'000	Total \$'000			
											Appropriation Bill No. 2		
<b>Department of Health</b>													
Outcome 1	69,720	-	23,018	-	589,430	260,532	-	-	846,465	1,789,165			
	105,312	-	55,502	-	11,724	105,460	-	-	782,837	1,060,835			
Outcome 2	172,932	-	-	-	-	5,172,803	-	-	-	5,345,735			
	149,561	-	-	-	-	4,694,863	-	-	-	4,844,424			
Outcome 3	8,248	-	-	-	407	126,338	-	-	-	134,993			
	13,270	-	-	-	359	95,969	-	-	-	109,598			
Outcome 4	195,733	-	-	-	41,024,052	1,520,016	-	-	7,194,335	49,934,136			
	173,021	-	-	-	-	1,597,514	-	-	6,779,554	8,550,089			
Outcome 5	105,234	-	200	-	194,373	1,421,321	-	-	436,425	2,157,553			
	62,112	-	8,045	-	177,582	207,070	-	-	396,843	851,652			
Outcome 6	211,391	-	-	-	-	4,876,080	-	-	17,592,664	22,680,135			
	214,947	-	-	-	-	3,565,541	-	-	16,704,762	20,485,250			
Equity Injections	-	38,738	-	-	-	-	-	-	-	38,738			
	-	53,741	-	-	-	-	-	-	-	53,741			
Administered Assets and Liabilities	-	-	-	-	-	-	-	1,234,502	-	1,234,502			
	-	-	-	-	-	-	-	2,728,892	-	2,728,892			
<b>Total</b>	763,258	38,738	23,218	-	41,808,262	13,377,090	-	1,234,502	26,069,889	83,314,957			
	718,223	53,741	63,547	-	189,665	10,266,417	-	2,728,892	24,663,996	38,684,481			

**HEALTH**

Agency Resourcing - 2020-2021  
 Estimated Actual - 2019-2020

Entity/Outcome/ Non-operating	Departmental				Administered				Total \$'000	
	Appropriation Bill No. 1 \$'000	Appropriation Bill No. 2 \$'000	External Revenue(a) \$'000	Special Appropriation \$'000	Special Accounts(b) \$'000	Special Appropriation Bill No. 1 \$'000	SPPs \$'000	Other(c) \$'000		Special Appropriation \$'000
<b>Australian Commission on Safety and Quality in Health Care*</b>										
Outcome 1	-	-	28,056	-	-	-	-	-	-	28,056
	-	-	28,098	-	-	-	-	-	-	28,098
Total	-	-	28,056	-	-	-	-	-	-	28,056
	-	-	28,098	-	-	-	-	-	-	28,098
<b>Australian Digital Health Agency*</b>										
Outcome 1	183,120	-	32,250	-	-	-	-	-	-	215,370
	178,613	-	40,500	-	-	-	-	-	-	219,113
Equity Injections	-	15,458	-	-	-	-	-	-	-	15,458
	-	20,400	-	-	-	-	-	-	-	20,400
Total	183,120	15,458	32,250	-	-	-	-	-	-	230,828
	178,613	20,400	40,500	-	-	-	-	-	-	239,513

**HEALTH**

Agency Resourcing - 2020-2021  
 Estimated Actual - 2019-2020

Entity/Outcome/ Non-operating	Departmental				Administered				Total \$'000
	Appropriation Bill No. 1 \$'000	Appropriation Bill No. 2 \$'000	External Revenue(a) \$'000	Special Appropriation \$'000	Special Accounts(b) \$'000	Special Appropriation Bill No. 1 \$'000	SPPs \$'000	Other(c) \$'000	
<b>Australian Institute of Health and Welfare*</b>									
Outcome 1	32,178	-	56,830	-	-	-	-	-	-
	35,037	-	67,198	-	-	-	-	-	-
Equity Injections	-	1,275	-	-	-	-	-	-	-
	-	1,875	-	-	-	-	-	-	-
Total	32,178	1,275	56,830	-	-	-	-	-	90,283
	35,037	1,875	67,198	-	-	-	-	-	104,110
<b>Australian Sports Commission*</b>									
Outcome 1	322,404	-	31,907	-	-	-	-	-	-
	388,503	-	29,218	-	-	-	-	-	-
Equity Injections	-	353	-	-	-	-	-	-	353
	-	-	-	-	-	-	-	-	-
Total	322,404	353	31,907	-	-	-	-	-	354,664
	388,503	-	29,218	-	-	-	-	-	417,721

**HEALTH**

Agency Resourcing - 2020-2021  
 Estimated Actual - 2019-2020

Entity/Outcome/ Non-operating	Departmental				Administered				Total \$'000
	Appropriation Bill No. 1 \$'000	Appropriation Bill No. 2 \$'000	External Revenue(a) \$'000	Special Appropriation \$'000	Special Accounts(b) \$'000	Special Appropriation Bill No. 1 \$'000	SPPs \$'000	Other(c) \$'000	
<b>Australian Sports Foundation Limited#</b>									
Outcome 1	-	-	48,200	-	-	-	-	-	-
	-	-	43,954	-	-	-	-	-	-
Total	-	-	48,200	-	-	-	-	-	-
	-	-	43,954	-	-	-	-	-	-
<b>Food Standards Australia New Zealand*</b>									
Outcome 1	16,964	-	2,392	-	-	-	-	-	-
	16,890	-	3,003	-	-	-	-	-	-
Total	16,964	-	2,392	-	-	-	-	-	-
	16,890	-	3,003	-	-	-	-	-	-
<b>Independent Hospital Pricing Authority*</b>									
Outcome 1	-	-	15,656	-	-	-	-	-	-
	-	-	16,723	-	-	-	-	-	-
Total	-	-	15,656	-	-	-	-	-	-
	-	-	16,723	-	-	-	-	-	-

**HEALTH**

Agency Resourcing - 2020-2021  
 Estimated Actual - 2019-2020

Entity/Outcome/ Non-operating	Departmental				Administered				Total \$'000
	Appropriation Bill No. 1 \$'000	Appropriation Bill No. 2 \$'000	External Revenue(a) \$'000	Special Appropriation \$'000	Special Accounts(b) \$'000	Special Appropriation Bill No. 1 \$'000	SPPs \$'000	Other(c) \$'000	
<b>Aged Care Quality and Safety Commission</b>									
Outcome 1	112,596	-	12,616	-	-	-	-	-	125,212
	87,299	-	12,129	-	-	-	-	-	99,428
Equity Injections	-	-	-	-	-	-	-	-	-
	-	17,738	-	-	-	-	-	-	17,738
<b>Total</b>	<b>112,596</b>	<b>-</b>	<b>12,616</b>	<b>-</b>	<b>-</b>	<b>-</b>	<b>-</b>	<b>-</b>	<b>125,212</b>
	87,299	17,738	12,129	-	-	-	-	-	117,166
<b>Australian National Preventive Health Agency</b>									
Total	-	-	-	-	-	-	-	-	-
	-	-	-	-	-	-	-	-	-
<b>Australian Organ and Tissue Donation and Transplantation Authority</b>									
Outcome 1	5,538	-	-	-	-	45,041	-	-	50,579
	5,558	-	-	-	-	43,389	-	-	48,947
Total	5,538	-	-	-	-	45,041	-	-	50,579
	5,558	-	-	-	-	43,389	-	-	48,947

**HEALTH**

Agency Resourcing - 2020-2021  
 Estimated Actual - 2019-2020

Entity/Outcome/ Non-operating	Departmental				Administered				Total \$'000
	Appropriation Bill No. 1 \$'000	Appropriation Bill No. 2 \$'000	External Revenue(e) \$'000	Special Appropriation \$'000	Special Accounts(b) \$'000	Special Appropriation Bill No. 1 \$'000	SPPs \$'000	Other(c) \$'000	
<b>Australian Radiation Protection and Nuclear Safety Agency</b>									
Outcome 1	15,904	-	-	-	12,720	-	-	-	-
	14,706	-	-	-	13,039	-	-	-	-
Equity Injections	-	1,987	-	-	-	-	-	-	-
	-	-	-	-	-	-	-	-	-
Total	15,904	1,987	-	-	12,720	-	-	-	-
	14,706	-	-	-	13,039	-	-	-	-
<b>Australian Sports Anti-Doping Authority</b>									
Outcome 1	-	-	-	-	-	-	-	-	-
	15,357	-	1,948	-	-	-	-	-	-
Equity Injections	-	-	-	-	-	-	-	-	-
	-	1,000	-	-	-	-	-	-	-
Total	15,357	1,000	1,948	-	-	-	-	-	-



**HEALTH**

Agency Resourcing - 2020-2021  
 Estimated Actual - 2019-2020

Entity/Outcome/ Non-operating	Departmental				Administered				Total \$'000
	Appropriation Bill No. 1 \$'000	Appropriation Bill No. 2 \$'000	External Revenue(a) \$'000	Special Appropriation Accounts(b) \$'000	Special Appropriation Bill No. 1 \$'000	SPPs \$'000	Other(c) \$'000	Special Appropriation \$'000	
<b>Cancer Australia</b>									
Outcome 1	11,218	-	2,584	-	18,363	-	-	-	32,165
	11,167	-	1,858	-	19,946	-	-	-	32,971
Total	11,218	-	2,584	-	18,363	-	-	-	32,165
	11,167	-	1,858	-	19,946	-	-	-	32,971
<b>National Blood Authority</b>									
Outcome 1	6,155	-	-	-	1,557,919	-	-	-	1,566,052
	6,298	-	-	-	1,274,501	-	-	-	1,284,429
Total	6,155	-	-	-	1,557,919	-	-	-	1,566,052
	6,298	-	-	-	1,274,501	-	-	-	1,284,429
<b>National Health Funding Body</b>									
Outcome 1	6,704	-	-	-	-	-	-	-	6,704
	5,570	-	-	-	-	-	-	-	5,570
Total	6,704	-	-	-	-	-	-	-	6,704
	5,570	-	-	-	-	-	-	-	5,570

**HEALTH**

Agency Resourcing - 2020-2021  
 Estimated Actual - 2019-2020

Entity/Outcome/ Non-operating	Departmental				Administered				Total \$'000
	Appropriation Bill No. 1 \$'000	Appropriation Bill No. 2 \$'000	External Revenue(a) \$'000	Special Appropriation Accounts(b) \$'000	Special Appropriation Bill No. 1 \$'000	SPPs \$'000	Other(c) \$'000	Special Appropriation \$'000	
<b>National Health and Medical Research Council</b>									
Outcome 1	36,774	-	15,486	-	4,000	868,378	-	-	924,638
	37,656	-	17,956	-	12,417	854,712	-	-	922,741
Equity Injections	-	-	-	-	-	-	-	-	-
	-	250	-	-	-	-	-	-	250
<b>Total</b>	<b>36,774</b>	<b>-</b>	<b>15,486</b>	<b>-</b>	<b>4,000</b>	<b>868,378</b>	<b>-</b>	<b>-</b>	<b>924,638</b>
	37,656	250	17,956	-	12,417	854,712	-	-	922,991
<b>National Mental Health Commission</b>									
Outcome 1	8,006	-	692	-	-	4,906	-	-	13,604
	8,200	-	359	-	-	3,845	-	-	12,404
<b>Total</b>	<b>8,006</b>	<b>-</b>	<b>692</b>	<b>-</b>	<b>-</b>	<b>4,906</b>	<b>-</b>	<b>-</b>	<b>13,604</b>
	8,200	-	359	-	-	3,845	-	-	12,404
<b>Professional Services Review</b>									
Outcome 1	8,803	-	-	-	-	-	-	-	8,803
	9,585	-	-	-	-	-	-	-	9,585
<b>Total</b>	<b>8,803</b>	<b>-</b>	<b>-</b>	<b>-</b>	<b>-</b>	<b>-</b>	<b>-</b>	<b>-</b>	<b>8,803</b>
	9,585	-	-	-	-	-	-	-	9,585

**HEALTH**

Agency Resourcing - 2020-2021  
 Estimated Actual - 2019-2020

Entity/Outcome/ Non-operating	Departmental				Administered				Total \$'000
	Appropriation Bill No. 1 \$'000	Appropriation Bill No. 2 \$'000	External Revenue(a) \$'000	Special Appropriation Accounts(b) \$'000	Special Appropriation Bill No. 1 \$'000	SPPs \$'000	Other(c) \$'000	Special Appropriation \$'000	
<b>Sport Integrity</b>									
<b>Australia</b>									
Outcome 1	26,421	-	986	-	4,387	-	-	-	31,794
	299	-	-	-	-	-	-	-	299
Total	26,421	-	986	-	4,387	-	-	-	31,794
	299	-	-	-	-	-	-	-	299
<b>PORTFOLIO</b>	<b>1,556,043</b>	<b>57,811</b>	<b>270,873</b>	<b>-</b>	<b>43,382,901</b>	<b>-</b>	<b>1,234,502</b>	<b>26,069,889</b>	<b>86,892,162</b>
<b>TOTAL</b>	<b>1,538,961</b>	<b>95,004</b>	<b>326,491</b>	<b>-</b>	<b>1,489,622</b>	<b>-</b>	<b>2,728,892</b>	<b>24,663,996</b>	<b>42,034,905</b>

(a) Receipts that were not appropriated to the entity by an annual Appropriation Act or another Act. Excludes amounts credited to a special account.

(b) Amounts credited to a special account that were not appropriated to the entity by an annual Appropriation Act or another Act.

(c) Includes New Administered Outcomes and Administered Assets and Liabilities items, within the meaning of Appropriation Bill No.2

**HOME AFFAIRS**

Agency Resourcing - 2020-2021  
 Estimated Actual - 2019-2020

Entity/Outcome/ Non-operating	Departmental				Administered				Total \$'000	
	Appropriation Bill No. 1 \$'000	Appropriation Bill No. 2 \$'000	External Revenue(a) \$'000	Special Appropriation \$'000	Special Accounts(b) \$'000	Special Appropriation Bill No. 1 \$'000	SPPs \$'000	Other(c) \$'000		Special Appropriation \$'000
<b>Department of Home Affairs</b>										
Outcome 1	1,900,158 1,994,208	-	81,208 31,315	-	17,313 22,258	1,945,984 2,153,764	-	-	12,552 250,385	3,957,215 4,451,930
Outcome 2	878,669 832,721	-	107,823 70,835	-	-	495,460 502,184	-	-	-	1,481,952 1,441,117
Outcome 3	86,167 63,208	-	66,825 102,423	-	-	-	-	-	500,000 663,987	652,992 830,526
Equity Injections	-	78,514 115,236	-	-	-	-	-	-	-	78,514 115,236
Administered Assets and Liabilities	-	-	-	-	-	-	-	8,877	-	8,877
Total	2,864,994 2,890,137	78,514 115,236	255,856 204,573	-	17,313 23,166	2,441,444 2,655,948	-	8,877 719	512,552 949,749	6,179,550 6,839,528

**HOME AFFAIRS**

Agency Resourcing - 2020-2021  
 Estimated Actual - 2019-2020

Entity/Outcome/ Non-operating	Departmental				Administered				Total \$'000	
	Appropriation Bill No. 1 \$'000	Appropriation Bill No. 2 \$'000	External Revenue(a) \$'000	Special Appropriation \$'000	Special Accounts(b) \$'000	Special Appropriation Bill No. 1 \$'000	SPPs \$'000	Other(c) \$'000		Special Appropriation \$'000
	101,271	-	19,352	-	94,189	-	-	-	-	214,812
	106,453	-	26,623	-	114,175	-	-	-	-	247,251
<b>Australian Criminal Intelligence Commission</b>										
Outcome 1	-	8,679	-	-	-	-	-	-	-	8,679
Equity Injections	-	8,758	-	-	-	-	-	-	-	8,758
Total	101,271	8,679	19,352	-	94,189	-	-	-	-	223,491
	106,453	8,758	26,623	-	114,175	-	-	-	-	256,009
<b>Australian Federal Police</b>										
Outcome 1	1,240,612	-	128,352	-	11,383	9,609	-	-	50	1,390,006
	1,206,194	-	125,715	-	13,870	9,115	-	-	19	1,354,913
Outcome 2	-	-	179,317	-	-	-	-	-	-	179,317
	-	-	172,461	-	-	-	-	-	-	172,461
Equity Injections	-	21,689	-	-	-	-	-	-	-	21,689
	-	46,539	-	-	-	-	-	-	-	46,539
Total	1,240,612	21,689	307,669	-	11,383	9,609	-	-	50	1,591,012
	1,206,194	46,539	298,176	-	13,870	9,115	-	-	19	1,573,913

**HOME AFFAIRS**

Agency Resourcing - 2020-2021  
 Estimated Actual - 2019-2020

Entity/Outcome/ Non-operating	Departmental				Administered				Total \$'000
	Appropriation Bill No. 1 \$'000	Appropriation Bill No. 2 \$'000	External Revenue(a) \$'000	Special Appropriation \$'000	Special Accounts(b) \$'000	Special Appropriation Bill No. 1 \$'000	SPPs \$'000	Other(c) \$'000	
<b>Australian Institute of Criminology</b>									
Outcome 1	4,638	-	-	-	2,025	-	-	-	-
	4,617	-	-	-	2,680	-	-	-	-
Total	4,638	-	-	-	2,025	-	-	-	-
	4,617	-	-	-	2,680	-	-	-	-
<b>Australian Security Intelligence Organisation</b>									
Outcome 1	537,460	-	23,893	-	-	-	-	-	-
	534,340	-	24,387	-	-	-	-	-	-
Equity Injections	-	10,456	-	-	-	-	-	-	-
	-	10,870	-	-	-	-	-	-	-
Total	537,460	10,456	23,893	-	-	-	-	-	-
	534,340	10,870	24,387	-	-	-	-	-	-

**HOME AFFAIRS**

Agency Resourcing - 2020-2021  
 Estimated Actual - 2019-2020

Entity/Outcome/ Non-operating	Departmental				Administered				Total \$'000	
	Appropriation Bill No. 1 \$'000	Appropriation Bill No. 2 \$'000	External Revenue(a) \$'000	Special Appropriation \$'000	Special Accounts(b) \$'000	Special Appropriation Bill No. 1 \$'000	SPPs \$'000	Other(c) \$'000		Special Appropriation \$'000
Australian Transaction Reports and Analysis Centre Outcome 1	86,440	-	6,546	-	-	-	-	-	-	92,986
	75,343	-	10,911	-	-	-	-	-	37	86,291
Equity Injections	-	17,346	-	-	-	-	-	-	-	17,346
	-	4,439	-	-	-	-	-	-	-	4,439
Total	86,440	17,346	6,546	-	-	-	-	-	-	110,332
	75,343	4,439	10,911	-	-	-	-	-	37	90,730
<b>PORTFOLIO</b>	<b>4,835,415</b>	<b>136,684</b>	<b>613,316</b>	-	<b>124,910</b>	<b>2,451,053</b>	-	<b>8,877</b>	<b>512,602</b>	<b>8,682,857</b>
<b>TOTAL</b>	<b>4,817,084</b>	<b>185,842</b>	<b>564,670</b>	-	<b>153,891</b>	<b>2,665,063</b>	-	<b>719</b>	<b>949,805</b>	<b>9,337,074</b>

(a) Receipts that were not appropriated to the entity by an annual Appropriation Act or another Act. Excludes amounts credited to a special account.

(b) Amounts credited to a special account that were not appropriated to the entity by an annual Appropriation Act or another Act.

(c) Includes New Administered Outcomes and Administered Assets and Liabilities items, within the meaning of Appropriation Bill No.2.

**INDUSTRY, SCIENCE, ENERGY AND RESOURCES**

Agency Resourcing - 2020-2021  
 Estimated Actual - 2019-2020

Entity/Outcome/ Non-operating	Departmental					Administered					Total \$'000
	Appropriation Bill No. 1 \$'000	Appropriation Bill No. 2 \$'000	External Revenue(a) \$'000	Special Appropriation \$'000	Special Accounts(b) \$'000	Special Appropriation Bill No. 1 \$'000	SPPs \$'000	Other(c) \$'000	Special Appropriation \$'000		
										Appropriation Bill No. 2	
<b>Department of Industry, Science, Energy and Resources</b>											
Outcome 1	439,590 417,255	- -	83,927 85,761	- -	24,791 482,121	834,103 557,931	- -	- -	399,167 201,775	- -	1,781,578 1,744,843
Outcome 2	67,662 25,228	- -	- 4,627	- -	850,000 -	13,623 550	- -	- -	134,035 82,500	- -	1,065,320 112,905
Outcome 3	93,458 52,418	- -	- 11	- -	376 4,076	113,415 32,273	- -	- -	- -	- -	207,249 88,778
Outcome 4	21,337 8,828	- -	- 5	- -	- -	32,463 7,802	- -	- -	- -	- -	53,800 16,635
Equity Injections	- -	10,321 2,796	- -	- -	- -	- -	- -	- -	- -	- -	10,321 2,796
Administered Assets and Liabilities	- -	- -	- -	- -	- -	- -	- -	896,754 152,139	- -	- -	896,754 152,139
<b>Total</b>	622,047 503,729	10,321 2,796	83,927 90,404	- -	875,167 486,197	993,604 598,556	- -	896,754 152,139	533,202 284,275	- -	4,015,022 2,118,096



**INDUSTRY, SCIENCE, ENERGY AND RESOURCES**

Agency Resourcing - 2020-2021  
 Estimated Actual - 2019-2020

Entity/Outcome/ Non-operating	Departmental					Administered				
	Appropriation Bill No. 1 \$'000	Appropriation Bill No. 2 \$'000	External Revenue(a) \$'000	Special Appropriation \$'000	Special Accounts(b) \$'000	Special Appropriation Bill No. 1 \$'000	SPPs \$'000	Other(c) \$'000	Special Appropriation \$'000	Total \$'000
<b>Australian Institute of Marine Science*</b>										
Outcome 1	45,218	-	23,039	-	-	-	-	-	-	68,257
	44,773	-	21,343	-	-	-	-	-	-	66,116
Total	45,218	-	23,039	-	-	-	-	-	-	68,257
	44,773	-	21,343	-	-	-	-	-	-	66,116
<b>Australian Nuclear Science and Technology Organisation*</b>										
Outcome 1	278,819	-	115,323	-	-	-	-	-	-	394,142
	281,909	-	84,895	-	-	-	-	-	-	366,804
Equity Injections	-	20,465	-	-	-	-	-	-	-	20,465
	-	81,194	-	-	-	-	-	-	-	81,194
Total	278,819	20,465	115,323	-	-	-	-	-	-	414,607
	281,909	81,194	84,895	-	-	-	-	-	-	447,998
<b>Australian Renewable Energy Agency*</b>										
Outcome 1	17,625	-	337,807	-	-	-	-	-	-	355,432
	2,868	-	233,058	-	-	-	-	-	-	235,926
Total	17,625	-	337,807	-	-	-	-	-	-	355,432
	2,868	-	233,058	-	-	-	-	-	-	235,926

**INDUSTRY, SCIENCE, ENERGY AND RESOURCES**

Agency Resourcing - 2020-2021  
 Estimated Actual - 2019-2020

Entity/Outcome/ Non-operating	Departmental					Administered				
	Appropriation Bill No. 1 \$'000	Appropriation Bill No. 2 \$'000	External Revenue(a) \$'000	Special Appropriation \$'000	Special Accounts(b) \$'000	Special Appropriation Bill No. 1 \$'000	SPPs \$'000	Other(c) \$'000	Special Appropriation \$'000	Total \$'000
<b>Clean Energy Finance Corporation*</b>										
Outcome 1	4,270	-	169,175	-	-	-	-	-	-	173,445
	1,925	-	239,432	-	-	-	-	-	-	241,357
Total	4,270	-	169,175	-	-	-	-	-	-	173,445
	1,925	-	239,432	-	-	-	-	-	-	241,357
<b>Commonwealth Scientific and Industrial Research Organisation*</b>										
Outcome 1	960,670	-	450,601	-	-	-	-	-	-	1,411,271
	837,873	-	625,613	-	-	-	-	-	-	1,463,486
Equity Injections	-	15,180	-	-	-	-	-	-	-	15,180
	-	10,000	-	-	-	-	-	-	-	10,000
Total	960,670	15,180	450,601	-	-	-	-	-	-	1,426,451
	837,873	10,000	625,613	-	-	-	-	-	-	1,473,486

**INDUSTRY, SCIENCE, ENERGY AND RESOURCES**

Agency Resourcing - 2020-2021  
 Estimated Actual - 2019-2020

Entry/Outcome/ Non-operating	Departmental					Administered					Total \$'000
	Appropriation Bill No. 1 \$'000	Appropriation Bill No. 2 \$'000	External Revenue(a) \$'000	Special Appropriation \$'000	Special Accounts(b) \$'000	Special Appropriation Bill No. 1 \$'000	SPPs \$'000	Other(c) \$'000	Special Appropriation \$'000		
<b>National Offshore Petroleum Safety and Environmental Management Authority*</b>											
Outcome 1	-	-	39,895	-	-	-	-	-	-	-	39,895
	-	-	31,344	-	-	-	-	-	-	-	31,344
Total	-	-	39,895	-	-	-	-	-	-	-	39,895
	-	-	31,344	-	-	-	-	-	-	-	31,344
<b>Northern Australia Infrastructure Facility*</b>											
Outcome 1	11,962	-	30	-	-	-	-	-	-	-	11,992
	10,340	-	18	-	-	-	-	-	-	-	10,358
Total	11,962	-	30	-	-	-	-	-	-	-	11,992
	10,340	-	18	-	-	-	-	-	-	-	10,358
<b>Clean Energy Regulator</b>											
Outcome 1	77,659	-	-	-	3,500	245,940	-	-	442	-	327,541
	70,892	-	430	-	19,686	250,031	-	-	119,236	-	460,275
Equity Injections	-	2,950	-	-	-	-	-	-	-	-	2,950
	-	1,000	-	-	-	-	-	-	-	-	1,000
Total	77,659	2,950	-	-	3,500	245,940	-	-	442	-	330,491
	70,892	1,000	430	-	19,686	250,031	-	-	119,236	-	461,275

## INDUSTRY, SCIENCE, ENERGY AND RESOURCES

Agency Resourcing - 2020-2021  
Estimated Actual - 2019-2020

Entity/Outcome/ Non-operating	Departmental				Administered				Total \$'000
	Appropriation Bill No. 1 \$'000	Appropriation Bill No. 2 \$'000	External Revenue(a) \$'000	Special Appropriation Accounts(b) \$'000	Special Appropriation Bill No. 1 \$'000	SPPs \$'000	Other(c) \$'000	Special Appropriation \$'000	
<b>Climate Change Authority</b>									
Outcome 1	2,600	-	-	-	-	-	-	-	2,600
	903	-	1,156	-	-	-	-	-	2,059
Total	2,600	-	-	-	-	-	-	-	2,600
	903	-	1,156	-	-	-	-	-	2,059
<b>Geoscience Australia</b>									
Outcome 1	208,095	-	24,509	-	19	-	-	-	232,623
	195,970	-	34,616	-	19	-	-	-	230,605
Equity Injections	-	17,589	-	-	-	-	-	-	17,589
	-	19,326	-	-	-	-	-	-	19,326
Total	208,095	17,589	24,509	-	19	-	-	-	250,212
	195,970	19,326	34,616	-	19	-	-	-	249,931
<b>IP Australia</b>									
Outcome 1	358	-	-	199,262	-	-	-	-	199,620
	362	-	-	201,275	-	-	-	-	201,637
Total	358	-	-	199,262	-	-	-	-	199,620
	362	-	-	201,275	-	-	-	-	201,637
<b>PORTFOLIO</b>	<b>2,229,323</b>	<b>66,505</b>	<b>1,244,306</b>	<b>-</b>	<b>1,077,929</b>	<b>-</b>	<b>896,754</b>	<b>533,644</b>	<b>7,288,024</b>
<b>TOTAL</b>	<b>1,951,544</b>	<b>114,316</b>	<b>1,362,309</b>	<b>-</b>	<b>848,606</b>	<b>-</b>	<b>152,139</b>	<b>403,511</b>	<b>5,539,583</b>

(a) Receipts that were not appropriated to the entity by an annual Appropriation Act or another Act. Excludes amounts credited to a special account.

(b) Amounts credited to a special account that were not appropriated to the entity by an annual Appropriation Act or another Act.

(c) Includes *New Administered Outcomes* and *Administered Assets and Liabilities items*, within the meaning of Appropriation Bill No.2.

(d) The *Estimated Actual* Appropriation Bill figures shown above include amounts from the former Department of the Environment and Energy and the former Department of Jobs, Skills, Small and Family Business that were transferred to the Department of Industry, Science, Energy and Resources by a determination made under section 75 of the *Public Governance, Performance and Accountability Act 2013*.

**INFRASTRUCTURE, TRANSPORT, REGIONAL DEVELOPMENT AND COMMUNICATIONS**

Agency Resourcing - 2020-2021  
 Estimated Actual - 2019-2020

Entity/Outcome/ Non-operating	Departmental				Administered				Total \$'000
	Appropriation Bill No. 1 \$'000	Appropriation Bill No. 2 \$'000	External Revenue(a) \$'000	Special Appropriation Accounts(b) \$'000	Special Appropriation Bill No. 1 \$'000	SPPs \$'000	Other(c) \$'000	Special Appropriation \$'000	
<b>Department of Infrastructure, Transport, Regional Development and Communications</b>									
Outcome 1	20,357	-	-	-	250,370	591,693	-	100	862,520
	57,110	-	413	-	211,135	569,039	-	-	837,697
Outcome 2	197,737	-	3,533	100	1,325,274	-	-	416,728	1,943,372
	85,821	-	4,465	32	855,357	-	-	302,395	1,248,070
Outcome 3	51,701	-	-	-	629,950	1,020,836	-	1,324,187	3,026,674
	81,917	-	1,022	-	1,206,090	126,500	-	2,561,665	3,977,194
Outcome 4	3,642	-	-	21,661	222,884	-	-	2,200	250,387
	22,012	-	171	20,021	236,339	-	-	-	278,543
Outcome 5	95,536	-	2,049	-	313,305	-	-	-	410,890
	41,136	-	2,404	262,226	90,189	-	-	8	395,963
Outcome 6	27,772	-	2,317	3,821	425,778	-	-	3,500	463,188
	26,934	-	2,092	4,716	88,390	-	-	23,500	145,632
Administered Assets and Liabilities	-	-	-	-	-	-	-	1,349,183	1,349,183
	-	-	-	-	-	-	-	4,511,936	4,511,936
<b>Total</b>	<b>396,745</b>	<b>-</b>	<b>7,899</b>	<b>25,582</b>	<b>3,167,561</b>	<b>1,612,529</b>	<b>1,349,183</b>	<b>1,746,715</b>	<b>8,306,214</b>
	<b>314,930</b>	<b>-</b>	<b>10,567</b>	<b>286,995</b>	<b>2,687,499</b>	<b>695,539</b>	<b>4,511,936</b>	<b>2,887,568</b>	<b>11,395,034</b>

**INFRASTRUCTURE, TRANSPORT, REGIONAL DEVELOPMENT AND COMMUNICATIONS**

Agency Resourcing - 2020-2021  
 Estimated Actual - 2019-2020

Entity/Outcome/ Non-operating	Departmental				Administered				Total \$'000
	Appropriation Bill No. 1 \$'000	Appropriation Bill No. 2 \$'000	External Revenue(a) \$'000	Special Appropriation \$'000	Special Accounts(b) \$'000	Special Appropriation Bill No. 1 \$'000	SPPs \$'000	Other(c) \$'000	
<b>Australia Council*</b>									
Outcome 1	214,883	-	750	-	-	-	-	-	-
	212,122	-	2,433	-	-	-	-	-	-
Total	214,883	-	750	-	-	-	-	-	-
	212,122	-	2,433	-	-	-	-	-	-
<b>Australian Broadcasting Corporation*</b>									
Outcome 1	1,065,354	-	64,901	-	-	-	-	-	-
	1,062,265	-	94,785	-	-	-	-	-	-
Total	1,065,354	-	64,901	-	-	-	-	-	-
	1,062,265	-	94,785	-	-	-	-	-	-
<b>Australian Business Arts Foundation Ltd#</b>									
Outcome 1	-	-	8,736	-	-	-	-	-	-
	-	-	9,390	-	-	-	-	-	-
Total	-	-	8,736	-	-	-	-	-	-
	-	-	9,390	-	-	-	-	-	-

**INFRASTRUCTURE, TRANSPORT, REGIONAL DEVELOPMENT AND COMMUNICATIONS**

Agency Resourcing - 2020-2021  
 Estimated Actual - 2019-2020

Entry/Outcome/ Non-operating	Departmental					Administered					Total \$'000
	Appropriation Bill No. 1 \$'000	Appropriation Bill No. 2 \$'000	External Revenue(a) \$'000	Special Appropriation \$'000	Special Accounts(b) \$'000	Special Appropriation Bill No. 1 \$'000	SPPs \$'000	Other(c) \$'000	Special Appropriation \$'000		
<b>Australian Film, Television and Radio School*</b>											
Outcome 1	25,059	-	9,219	-	-	-	-	-	-	-	34,278
	22,605	-	7,751	-	-	-	-	-	-	-	30,356
Total	25,059	-	9,219	-	-	-	-	-	-	-	34,278
	22,605	-	7,751	-	-	-	-	-	-	-	30,356
<b>Australian Maritime Safety Authority*</b>											
Outcome 1	84,277	-	147,520	-	-	-	-	-	-	-	231,797
	81,986	-	163,279	-	-	-	-	-	-	-	245,265
Total	84,277	-	147,520	-	-	-	-	-	-	-	231,797
	81,986	-	163,279	-	-	-	-	-	-	-	245,265
<b>Australian National Maritime Museum*</b>											
Outcome 1	22,548	-	12,011	-	-	-	-	-	-	-	34,559
	21,217	-	16,464	-	-	-	-	-	-	-	37,681
Equity Injections	-	1,694	-	-	-	-	-	-	-	-	1,694
	-	3,153	-	-	-	-	-	-	-	-	3,153
Total	22,548	1,694	12,011	-	-	-	-	-	-	-	36,253
	21,217	3,153	16,464	-	-	-	-	-	-	-	40,834

**INFRASTRUCTURE, TRANSPORT, REGIONAL DEVELOPMENT AND COMMUNICATIONS**

Agency Resourcing - 2020-2021  
 Estimated Actual - 2019-2020

Entity/Outcome/ Non-operating	Departmental				Administered				Total \$'000	
	Appropriation Bill No. 1 \$'000	Appropriation Bill No. 2 \$'000	External Revenue(a) \$'000	Special Appropriation \$'000	Special Accounts(b) \$'000	Special Appropriation Bill No. 1 \$'000	SPPs \$'000	Other(c) \$'000		Special Appropriation \$'000
<b>Bundanon Trust#</b>										
Outcome 1	-	-	18,578	-	-	-	-	-	-	18,578
Total	-	-	10,150	-	-	-	-	-	-	10,150
	-	-	18,578	-	-	-	-	-	-	18,578
	-	-	10,150	-	-	-	-	-	-	10,150
<b>Civil Aviation Safety Authority*</b>										
Outcome 1	128,424	-	76,739	-	-	-	-	-	-	205,163
Total	72,938	-	115,332	-	-	-	-	-	-	188,270
	128,424	-	76,739	-	-	-	-	-	-	205,163
	72,938	-	115,332	-	-	-	-	-	-	188,270
<b>Infrastructure Australia*</b>										
Outcome 1	15,419	-	27	-	-	-	-	-	-	15,446
Total	11,560	-	56	-	-	-	-	-	-	11,616
	15,419	-	27	-	-	-	-	-	-	15,446
	11,560	-	56	-	-	-	-	-	-	11,616



**INFRASTRUCTURE, TRANSPORT, REGIONAL DEVELOPMENT AND COMMUNICATIONS**

Agency Resourcing - 2020-2021  
 Estimated Actual - 2019-2020

Entity/Outcome/ Non-operating	Departmental				Administered				Total \$'000
	Appropriation Bill No. 1 \$'000	Appropriation Bill No. 2 \$'000	External Revenue(a) \$'000	Special Appropriation Accounts(b) \$'000	Special Appropriation Bill No. 1 \$'000	SPPs \$'000	Other(c) \$'000	Special Appropriation \$'000	
<b>National Film and Sound Archive of Australia*</b>									
Outcome 1	26,535	-	1,844	-	-	-	-	-	28,379
	25,184	-	2,478	-	-	-	-	-	27,662
Equity Injections	-	809	-	-	-	-	-	-	809
	-	1,274	-	-	-	-	-	-	1,274
Total	26,535	809	1,844	-	-	-	-	-	29,188
	25,184	1,274	2,478	-	-	-	-	-	28,936
<b>National Gallery of Australia*</b>									
Outcome 1	49,569	-	11,469	-	-	-	-	-	61,038
	57,618	-	28,740	-	-	-	-	-	86,358
Equity Injections	-	22,135	-	-	-	-	-	-	22,135
	-	21,900	-	-	-	-	-	-	21,900
Total	49,569	22,135	11,469	-	-	-	-	-	83,173
	57,618	21,900	28,740	-	-	-	-	-	108,258

## INFRASTRUCTURE, TRANSPORT, REGIONAL DEVELOPMENT AND COMMUNICATIONS

Agency Resourcing - 2020-2021  
Estimated Actual - 2019-2020

Entity/Outcome/ Non-operating	Departmental					Administered					Total \$'000
	Appropriation Bill No. 1 \$'000	Appropriation Bill No. 2 \$'000	External Revenue(a) \$'000	Special Appropriation \$'000	Special Accounts(b) \$'000	Special Appropriation Bill No. 1 \$'000	SPPs \$'000	Other(c) \$'000	Special Appropriation \$'000		
<b>National Library of Australia*</b>											
Outcome 1	58,786	-	10,318	-	-	-	-	-	-	-	69,104
	55,016	-	13,105	-	-	-	-	-	-	-	68,121
Equity Injections	-	9,558	-	-	-	-	-	-	-	-	9,558
	-	9,512	-	-	-	-	-	-	-	-	9,512
Total	58,786	9,558	10,318	-	-	-	-	-	-	-	78,662
	55,016	9,512	13,105	-	-	-	-	-	-	-	77,633
<b>National Museum of Australia*</b>											
Outcome 1	42,353	-	3,583	-	-	-	-	-	-	-	45,936
	44,611	-	10,853	-	-	-	-	-	-	-	55,464
Equity Injections	-	1,924	-	-	-	-	-	-	-	-	1,924
	-	1,913	-	-	-	-	-	-	-	-	1,913
Total	42,353	1,924	3,583	-	-	-	-	-	-	-	47,860
	44,611	1,913	10,853	-	-	-	-	-	-	-	57,377

**INFRASTRUCTURE, TRANSPORT, REGIONAL DEVELOPMENT AND COMMUNICATIONS**

Agency Resourcing - 2020-2021  
 Estimated Actual - 2019-2020

Entity/Outcome/ Non-operating	Departmental				Administered				Total \$'000
	Appropriation Bill No. 1 \$'000	Appropriation Bill No. 2 \$'000	External Revenue(a) \$'000	Special Appropriation Accounts(b) \$'000	Special Appropriation Bill No. 1 \$'000	SPPs \$'000	Other(c) \$'000	Special Appropriation \$'000	
<b>National Portrait Gallery of Australia*</b>									
Outcome 1	12,845	-	2,589	-	-	-	-	-	15,434
	11,652	-	2,397	-	-	-	-	-	14,049
Equity Injections	-	193	-	-	-	-	-	-	193
	-	192	-	-	-	-	-	-	192
<b>Total</b>	<b>12,845</b>	<b>193</b>	<b>2,589</b>	<b>-</b>	<b>-</b>	<b>-</b>	<b>-</b>	<b>-</b>	<b>15,627</b>
	11,652	192	2,397	-	-	-	-	-	14,241
<b>National Transport Commission*</b>									
Outcome 1	3,629	-	6,746	-	-	-	-	-	10,375
	3,535	-	7,119	-	-	-	-	-	10,654
<b>Total</b>	<b>3,629</b>	<b>-</b>	<b>6,746</b>	<b>-</b>	<b>-</b>	<b>-</b>	<b>-</b>	<b>-</b>	<b>10,375</b>
	3,535	-	7,119	-	-	-	-	-	10,654
<b>Screen Australia*</b>									
Outcome 1	13,531	-	75,868	-	-	-	-	-	89,399
	11,331	-	76,498	-	-	-	-	-	87,829
<b>Total</b>	<b>13,531</b>	<b>-</b>	<b>75,868</b>	<b>-</b>	<b>-</b>	<b>-</b>	<b>-</b>	<b>-</b>	<b>89,399</b>
	11,331	-	76,498	-	-	-	-	-	87,829

**INFRASTRUCTURE, TRANSPORT, REGIONAL DEVELOPMENT AND COMMUNICATIONS**

Agency Resourcing - 2020-2021  
 Estimated Actual - 2019-2020

Entity/Outcome/ Non-operating	Departmental					Administered					Total \$'000
	Appropriation Bill No. 1 \$'000	Appropriation Bill No. 2 \$'000	External Revenue(a) \$'000	Special Appropriation \$'000	Special Accounts(b) \$'000	Special Appropriation Bill No. 1 \$'000	SPPs \$'000	Other(c) \$'000	Special Appropriation \$'000	Total \$'000	
<b>Special Broadcasting Service Corporation*</b>											
Outcome 1	296,933	-	109,103	-	-	-	-	-	-	-	406,036
	290,054	-	125,470	-	-	-	-	-	-	-	415,524
Total	296,933	-	109,103	-	-	-	-	-	-	-	406,036
	290,054	-	125,470	-	-	-	-	-	-	-	415,524
<b>Australian Communications and Media Authority</b>											
Outcome 1	113,185	-	900	-	-	2,315	-	-	8,300	-	124,700
	103,389	-	1,467	-	995	23,749	-	-	7,788	-	137,388
Total	113,185	-	900	-	-	2,315	-	-	8,300	-	124,700
	103,389	-	1,467	-	995	23,749	-	-	7,788	-	137,388

**INFRASTRUCTURE, TRANSPORT, REGIONAL DEVELOPMENT AND COMMUNICATIONS**

Agency Resourcing - 2020-2021  
 Estimated Actual - 2019-2020

Entity/Outcome/ Non-operating	Departmental				Administered				Total \$'000
	Appropriation Bill No. 1 \$'000	Appropriation Bill No. 2 \$'000	External Revenue(a) \$'000	Special Appropriation \$'000	Special Accounts(b) \$'000	Special Appropriation Bill No. 1 \$'000	SPPs \$'000	Other(c) \$'000	
<b>Australian Transport Safety Bureau</b>									
Outcome 1	25,668	-	1,164	-	-	-	-	-	-
	20,795	-	1,281	-	-	-	-	-	-
Equity Injections	-	-	-	-	-	-	-	-	-
	-	68	-	-	-	-	-	-	-
<b>Total</b>	<b>25,668</b>	<b>-</b>	<b>1,164</b>	<b>-</b>	<b>-</b>	<b>-</b>	<b>-</b>	<b>-</b>	<b>-</b>
	20,795	68	1,281	-	-	-	-	-	-
									26,832
									22,076
<b>National Capital Authority</b>									
Outcome 1	10,984	-	2,494	-	-	32,859	-	-	25
	12,580	-	2,478	-	-	36,432	-	-	4
<b>Total</b>	<b>10,984</b>	<b>-</b>	<b>2,494</b>	<b>-</b>	<b>-</b>	<b>32,859</b>	<b>-</b>	<b>-</b>	<b>25</b>
	12,580	-	2,478	-	-	36,432	-	-	4
									46,362
									51,494
<b>National Faster Rail Agency</b>									
Outcome 1	3,466	-	320	-	-	-	-	-	-
	3,987	-	-	-	-	-	-	-	-
<b>Total</b>	<b>3,466</b>	<b>-</b>	<b>320</b>	<b>-</b>	<b>-</b>	<b>-</b>	<b>-</b>	<b>-</b>	<b>-</b>
	3,987	-	-	-	-	-	-	-	-
									3,786
									3,987
									3,786
									3,987

**INFRASTRUCTURE, TRANSPORT, REGIONAL DEVELOPMENT AND COMMUNICATIONS**

Agency Resourcing - 2020-2021  
 Estimated Actual - 2019-2020

Entity/Outcome/ Non-operating	Departmental				Administered				Total \$'000
	Appropriation Bill No. 1 \$'000	Appropriation Bill No. 2 \$'000	External Revenue(a) \$'000	Special Appropriation Accounts(b) \$'000	Special Appropriation Bill No. 1 \$'000	SPPs \$'000	Other(c) \$'000	Special Appropriation \$'000	
	4,305	-	350	-	-	-	-	-	4,655
	2,687	-	-	-	-	-	-	-	2,687
<b>Total</b>	<b>4,305</b>	<b>-</b>	<b>350</b>	<b>-</b>	<b>-</b>	<b>-</b>	<b>-</b>	<b>-</b>	<b>4,655</b>
	2,687	-	-	-	-	-	-	-	2,687
<b>North Queensland Water Infrastructure Authority Outcome 1</b>	<b>4,305</b>	<b>-</b>	<b>350</b>	<b>-</b>	<b>-</b>	<b>-</b>	<b>-</b>	<b>-</b>	<b>4,655</b>
<b>PORTFOLIO</b>	<b>2,614,498</b>	<b>36,313</b>	<b>573,128</b>	<b>-</b>	<b>3,202,735</b>	<b>1,612,529</b>	<b>1,349,183</b>	<b>1,755,040</b>	<b>11,169,008</b>
<b>TOTAL</b>	<b>2,442,062</b>	<b>38,012</b>	<b>702,093</b>	<b>-</b>	<b>2,747,680</b>	<b>695,539</b>	<b>4,511,936</b>	<b>2,895,360</b>	<b>14,320,672</b>

(a) Receipts that were not appropriated to the entity by an annual Appropriation Act or another Act. Excludes amounts credited to a special account.

(b) Amounts credited to a special account that were not appropriated to the entity by an annual Appropriation Act or another Act.

(c) Includes *New Administered Outcomes* and *Administered Assets and Liabilities items*, within the meaning of Appropriation Bill No.2.

(d) The *Estimated Actual* Appropriation Bill figures shown above include amounts from the former Department of Communications and the Arts that were transferred to the Department of Infrastructure, Transport, Regional Development and Communications by a determination made under section 75 of the *Public Governance, Performance and Accountability Act 2013*.

**PRIME MINISTER AND CABINET**

Agency Resourcing - 2020-2021  
 Estimated Actual - 2019-2020

Entity/Outcome/ Non-operating	Departmental				Administered				Total \$'000	
	Appropriation Bill No. 1 \$'000	Appropriation Bill No. 2 \$'000	External Revenue(a) \$'000	Special Appropriation \$'000	Special Accounts(b) \$'000	Special Appropriation Bill No. 1 \$'000	SPPs \$'000	Other(c) \$'000		Special Appropriation \$'000
<b>Department of the Prime Minister and Cabinet</b>										
Outcome 1	205,078	-	43,399	-	-	41,226	-	-	15,504	305,207
	136,542	-	60,926	-	100	31,347	-	-	-	228,915
Total	205,078	-	43,399	-	-	41,226	-	-	15,504	305,207
	136,542	-	60,926	-	100	31,347	-	-	-	228,915
<b>Aboriginal Hostels Limited#</b>										
Outcome 1	35,941	-	22,664	-	-	-	-	-	-	58,605
	36,241	-	18,980	-	-	-	-	-	-	55,221
Total	35,941	-	22,664	-	-	-	-	-	-	58,605
	36,241	-	18,980	-	-	-	-	-	-	55,221

**PRIME MINISTER AND CABINET**

Agency Resourcing - 2020-2021  
 Estimated Actual - 2019-2020

Entity/Outcome/ Non-operating	Departmental				Administered				Total \$'000
	Appropriation Bill No. 1 \$'000	Appropriation Bill No. 2 \$'000	External Revenue(a) \$'000	Special Appropriation \$'000	Special Accounts(b) \$'000	Special Appropriation Bill No. 1 \$'000	SPPs \$'000	Other(c) \$'000	
<b>Australian Institute of Aboriginal and Torres Strait Islander Studies*</b>									
Outcome 1	19,437 20,371	-	13,611 7,999	-	-	-	-	-	-
Equity Injections	-	74	-	-	-	-	-	-	-
Total	19,437 20,371	74 74	13,611 7,999	-	-	-	-	-	-
									33,122 28,444
<b>Indigenous Business Australia*</b>									
Outcome 1	9,546 9,538	-	165,715 210,700	-	-	-	-	-	-
Equity Injections	-	97,850	-	-	-	-	-	-	-
Total	9,546 9,538	97,850 22,850	165,715 210,700	-	-	-	-	-	-
									175,261 220,238 97,850 22,850 273,111 243,088



**PRIME MINISTER AND CABINET**

Agency Resourcing - 2020-2021  
 Estimated Actual - 2019-2020

Entity/Outcome/ Non-operating	Departmental				Administered				Total \$'000
	Appropriation Bill No. 1 \$'000	Appropriation Bill No. 2 \$'000	External Revenue(a) \$'000	Special Appropriation \$'000	Special Accounts(b) \$'000	Special Appropriation Bill No. 1 \$'000	SPPs \$'000	Other(c) \$'000	
<b>Indigenous Land and Sea Corporation*</b>									
Outcome 1	8,402	-	74,097	-	-	-	-	-	-
	8,573	-	112,281	-	-	-	-	-	-
Total	8,402	-	74,097	-	-	-	-	-	-
	8,573	-	112,281	-	-	-	-	-	-
<b>National Australia Day Council Limited#</b>									
Outcome 1	-	-	22,198	-	-	-	-	-	-
	-	-	16,730	-	-	-	-	-	-
Total	-	-	22,198	-	-	-	-	-	-
	-	-	16,730	-	-	-	-	-	-
<b>Old Parliament House*</b>									
Outcome 1	15,482	-	2,838	-	-	-	-	-	-
	14,683	-	7,274	-	-	-	-	-	-
Equity Injections	-	196	-	-	-	-	-	-	196
	-	3,620	-	-	-	-	-	-	3,620
Total	15,482	196	2,838	-	-	-	-	-	18,516
	14,683	3,620	7,274	-	-	-	-	-	25,577

**PRIME MINISTER AND CABINET**

Agency Resourcing - 2020-2021  
 Estimated Actual - 2019-2020

Entity/Outcome/ Non-operating Ltd#	Departmental				Administered				Total \$'000	
	Appropriation Bill No. 1 \$'000	Appropriation Bill No. 2 \$'000	External Revenue(a) \$'000	Special Appropriation \$'000	Special Accounts(b) \$'000	Special Appropriation Bill No. 1 \$'000	SPPs \$'000	Other(c) \$'000		Special Appropriation \$'000
<b>Outback Stores Pty</b>										
Outcome 1	-	-	19,120	-	-	-	-	-	-	19,120
Total	-	-	21,372	-	-	-	-	-	-	21,372
	-	-	19,120	-	-	-	-	-	-	19,120
	-	-	21,372	-	-	-	-	-	-	21,372
<b>Torres Strait Regional Authority*</b>										
Outcome 1	36,078	-	11,728	-	-	-	-	-	-	47,806
Total	35,897	-	16,379	-	-	-	-	-	-	52,276
	36,078	-	11,728	-	-	-	-	-	-	47,806
	35,897	-	16,379	-	-	-	-	-	-	52,276
<b>Australian National Audit Office</b>										
Outcome 1	69,389	-	4,100	778	-	-	-	-	-	74,267
Total	69,503	-	5,340	696	-	-	-	-	-	75,539
	69,389	-	4,100	778	-	-	-	-	-	74,267
	69,503	-	5,340	696	-	-	-	-	-	75,539

**PRIME MINISTER AND CABINET**

Agency Resourcing - 2020-2021  
 Estimated Actual - 2019-2020

Entity/Outcome/ Non-operating	Departmental				Administered				Total \$'000
	Appropriation Bill No. 1 \$'000	Appropriation Bill No. 2 \$'000	External Revenue(a) \$'000	Special Appropriation \$'000	Special Accounts(b) \$'000	Special Appropriation Bill No. 1 \$'000	SPPs \$'000	Other(c) \$'000	
<b>Australian Public Service Commission</b>									
Outcome 1	35,878	-	10,596	-	-	-	-	-	4,302
	23,481	-	21,499	-	-	-	-	-	4,203
Total	35,878	-	10,596	-	-	-	-	-	4,302
	23,481	-	21,499	-	-	-	-	-	4,203
<b>National Drought and North Queensland Flood Recovery Agency</b>									
Outcome 1	30,085	-	-	-	-	-	-	-	-
	22,048	-	1	-	-	-	-	-	-
Total	30,085	-	-	-	-	-	-	-	-
	22,048	-	1	-	-	-	-	-	-

**PRIME MINISTER AND CABINET**

Agency Resourcing - 2020-2021  
*Estimated Actual - 2019-2020*

Entry/Outcome/ Non-operating	Departmental				Administered				Total \$'000	
	Appropriation Bill No. 1 \$'000	Appropriation Bill No. 2 \$'000	External Revenue(a) \$'000	Special Appropriation Accounts(b) \$'000	Appropriation Bill No. 2					
					Special Appropriation Bill No. 1 \$'000	SPPs \$'000	Other(c) \$'000	Special Appropriation \$'000		
<b>National Indigenous Australians Agency</b>										
Outcome 1	265,273	-	9,067	-	1,096,937	1,324,150	3,609	-	460,002	3,159,038
	253,912	-	5,965	-	1,464,142	1,270,604	4,779	-	468,682	3,468,084
Equity Injections	-	2,891	-	-	-	-	-	-	-	2,891
	-	1,897	-	-	-	-	-	-	-	1,897
Total	265,273	2,891	9,067	-	1,096,937	1,324,150	3,609	-	460,002	3,161,929
	253,912	1,897	5,965	-	1,464,142	1,270,604	4,779	-	468,682	3,469,981
<b>Office of National Intelligence</b>										
Outcome 1	93,718	-	800	-	-	1,574	-	-	-	96,092
	77,307	-	709	-	-	-	-	-	-	78,016
Equity Injections	-	2,195	-	-	-	-	-	-	-	2,195
	-	416	-	-	-	-	-	-	-	416
Total	93,718	2,195	800	-	-	1,574	-	-	-	98,287
	77,307	416	709	-	-	-	-	-	-	78,432

**PRIME MINISTER AND CABINET**

Agency Resourcing - 2020-2021  
*Estimated Actual - 2019-2020*

Entity/Outcome/ Non-operating	Departmental				Administered				Total \$'000
	Appropriation Bill No. 1 \$'000	Appropriation Bill No. 2 \$'000	External Revenue(a) \$'000	Special Appropriation Accounts(b) \$'000	Special Appropriation Bill No. 1 \$'000	SPPs \$'000	Other(c) \$'000	Special Appropriation \$'000	
	16,160	-	-	-	5,762	-	-	495	22,417
	15,109	-	315	-	4,511	-	-	495	20,430
<b>Total</b>	16,160	-	-	-	5,762	-	-	495	22,417
	15,109	-	315	-	4,511	-	-	495	20,430
<b>Office of the Official Secretary to the Governor-General</b>									
Outcome 1									
	8,330	-	100	-	-	-	-	-	8,430
	8,586	-	229	-	-	-	-	-	8,815
<b>Total</b>	8,330	-	100	-	-	-	-	-	8,430
	8,586	-	229	-	-	-	-	-	8,815
<b>Workplace Gender Equality Agency</b>									
Outcome 1									
	8,330	-	100	-	-	-	-	-	8,430
	8,586	-	229	-	-	-	-	-	8,815
<b>Total</b>	8,330	-	100	-	-	-	-	-	8,430
	8,586	-	229	-	-	-	-	-	8,815
<b>PORTFOLIO</b>	<b>848,797</b>	<b>103,206</b>	<b>400,033</b>	<b>778</b>	<b>1,096,937</b>	<b>1,372,712</b>	<b>3,609</b>	<b>450,303</b>	<b>4,306,375</b>
<b>TOTAL</b>	<b>731,791</b>	<b>28,857</b>	<b>506,699</b>	<b>696</b>	<b>1,464,242</b>	<b>1,306,462</b>	<b>4,779</b>	<b>473,380</b>	<b>4,516,906</b>

(a) Receipts that were not appropriated to the entity by an annual Appropriation Act or another Act. Excludes amounts credited to a special account.

(b) Amounts credited to a special account that were not appropriated to the entity by an annual Appropriation Act or another Act.

(c) Includes New Administered Outcomes and Administered Assets and Liabilities items, within the meaning of Appropriation Bill No.2.

(d) The *Estimated Actual* Appropriation Bill figures shown above exclude amounts transferred to the National Indigenous Australians Agency by a determination made under section 75 of the *Public Governance, Performance and Accountability Act 2013*.

**SOCIAL SERVICES**  
 Agency Resourcing - 2020-2021  
 Estimated Actual - 2019-2020

Entity/Outcome/ Non-operating	Departmental				Administered				Total \$'000	
	Appropriation Bill No. 1 \$'000	Appropriation Bill No. 2 \$'000	External Revenue(a) \$'000	Special Appropriation \$'000	Special Accounts(b) \$'000	Special Appropriation Bill No. 1 \$'000	SPPs \$'000	Other(c) \$'000		Special Appropriation \$'000
<b>Department of Social Services</b>										
Outcome 1	95,046	-	5,998	-	-	20,857	-	-	147,780,282	147,902,183
	104,052	-	1,625	-	-	53,329	-	-	124,716,976	124,875,982
Outcome 2	175,736	-	13,432	-	10,434	803,112	-	-	2,277,290	3,280,004
	180,644	-	47,730	-	11,694	739,576	-	-	2,619,492	3,599,136
Outcome 3	94,922	-	6,163	-	-	12,815,515	-	-	-	12,916,600
	109,857	-	3,645	-	-	8,702,300	-	-	-	8,815,802
Outcome 4	18,209	-	1,183	-	-	162,816	-	-	-	182,208
	20,056	-	539	-	-	148,073	-	-	-	168,608
Equity Injections	-	-	-	-	-	-	-	-	-	-
	-	5,764	-	-	-	-	-	-	-	5,764
<b>Total</b>	383,913	-	26,776	-	10,434	13,802,300	-	-	150,057,572	164,280,995
	414,609	5,764	53,539	-	11,694	9,643,218	-	-	127,336,468	137,465,292
<b>National Disability Insurance Scheme Launch Transition Agency(d)*</b>										
Outcome 1	1,213,828	-	20,935,275	-	-	-	-	-	-	22,149,103
	1,413,257	-	14,711,065	-	-	-	-	-	-	16,124,322
<b>Total</b>	1,213,828	-	20,935,275	-	-	-	-	-	-	22,149,103
	1,413,257	-	14,711,065	-	-	-	-	-	-	16,124,322

**SOCIAL SERVICES**  
 Agency Resourcing - 2020-2021  
 Estimated Actual - 2019-2020

Entry/Outcome/ Non-operating	Departmental				Administered				Total \$'000
	Appropriation Bill No. 1 \$'000	Appropriation Bill No. 2 \$'000	External Revenue(a) \$'000	Special Appropriation \$'000	Special Accounts(b) \$'000	Special Appropriation Bill No. 1 \$'000	SPPs \$'000	Other(c) \$'000	
<b>Australian Institute of Family Studies</b>									
Outcome 1	4,656	-	11,927	-	-	-	-	-	-
	4,641	-	10,098	-	-	-	-	-	-
Total	4,656	-	11,927	-	-	-	-	-	-
	4,641	-	10,098	-	-	-	-	-	-
<b>Digital Transformation Agency</b>									
Outcome 1	86,722	-	2,121	-	29,519	-	-	-	-
	66,629	-	25,401	-	310,185	-	-	-	-
Total	86,722	-	2,121	-	29,519	-	-	-	-
	66,629	-	25,401	-	310,185	-	-	-	-
<b>NDIS Quality and Safeguards Commission</b>									
Outcome 1	86,308	-	-	-	-	4,945	-	-	-
	46,115	-	5,026	-	-	5,733	-	-	-
Equity Injections	-	-	-	-	-	-	-	-	-
	-	4,069	-	-	-	-	-	-	-
Total	86,308	-	-	-	-	4,945	-	-	-
	46,115	4,069	5,026	-	-	5,733	-	-	-

**SOCIAL SERVICES**  
 Agency Resourcing - 2020-2021  
 Estimated Actual - 2019-2020

Entity/Outcome/ Non-operating	Departmental					Administered					Total \$'000
	Appropriation Bill No. 1 \$'000	Appropriation Bill No. 2 \$'000	External Revenue(a) \$'000	Special Appropriation Accounts(b) \$'000	Special Appropriation Bill No. 1 \$'000	SPPs \$'000	Other(c) \$'000	Special Appropriation \$'000	Total \$'000		
<b>Services Australia</b>											
Outcome 1	5,166,418	-	233,735	-	1,965,479	1,686	-	600	7,367,918		
	5,260,436	-	232,458	-	1,980,225	1,643	-	-	7,474,762		
Equity Injections	-	197,956	-	-	-	-	-	-	197,956		
	-	155,137	-	-	-	-	-	-	155,137		
Total	5,166,418	197,956	233,735	-	1,965,479	1,686	-	600	7,565,874		
	5,260,436	155,137	232,458	-	1,980,225	1,643	-	-	7,629,899		
<b>PORTFOLIO</b>	<b>6,941,845</b>	<b>197,956</b>	<b>21,209,834</b>	<b>-</b>	<b>2,005,432</b>	<b>13,808,931</b>	<b>-</b>	<b>150,058,172</b>	<b>194,222,170</b>		
<b>TOTAL</b>	<b>7,205,687</b>	<b>164,970</b>	<b>15,037,587</b>	<b>-</b>	<b>2,302,104</b>	<b>9,650,594</b>	<b>-</b>	<b>127,336,468</b>	<b>161,697,410</b>		

(a) Receipts that were not appropriated to the entity by an annual Appropriation Act or another Act. Excludes amounts credited to a special account.

(b) Amounts credited to a special account that were not appropriated to the entity by an annual Appropriation Act or another Act.

(c) Includes *New Administered Outcomes* and *Administered Assets and Liabilities items*, within the meaning of Appropriation Bill No.2.

(d) The National Disability Insurance Scheme Launch Transition Agency, also known as the National Disability Insurance Agency (NDIA), is a corporate Commonwealth entity and as such is not required to report expenses separately as *administered* or *departmental*. However, the NDIA's expenses incurred in the provision of reasonable and necessary support to clients (administered in nature) will be significant over the forward estimates compared to other corporate Commonwealth entities. These expenses are jointly funded by the Commonwealth and participating States and Territories and reflected as *Departmental External Revenue*. All agency operational costs (*departmental* in nature) are funded by the Commonwealth through the Appropriation Bills. *Table 3.1: Departmental Expenses Table* also shows the split between NDIA expenses that are *departmental* or *administered* in nature and provides a total excluding NDIA expenses that are *administered* in nature.



**TREASURY**

Agency Resourcing - 2020-2021  
 Estimated Actual - 2019-2020

Entity/Outcome/ Non-operating	Departmental				Administered				Total \$'000	
	Appropriation Bill No. 1 \$'000	Appropriation Bill No. 2 \$'000	External Revenue(a) \$'000	Special Appropriation \$'000	Special Accounts(b) \$'000	Special Appropriation Bill No. 1 \$'000	SPPs \$'000	Other(c) \$'000		Special Appropriation \$'000
<b>Department of the Treasury</b>										
Outcome 1	257,072	-	11,023	-	60,488,881	130,986	-	-	84,255,922	145,143,884
	220,295	-	5,260	-	2,534,278	122,550	-	-	93,695,095	96,577,478
Equity Injections	-	-	-	-	-	-	-	-	-	-
	-	1,456	-	-	-	-	-	-	-	1,456
Administered Assets and Liabilities	-	-	-	-	-	-	-	165,000	-	165,000
	-	-	-	-	-	-	-	165,000	-	165,000
Total	257,072	-	11,023	-	60,488,881	130,986	-	165,000	84,255,922	145,308,884
	220,295	1,456	5,260	-	2,534,278	122,550	-	165,000	93,695,095	96,743,934
<b>Financial Adviser Standards and Ethics Authority Ltd#</b>										
Outcome 1	-	-	3,900	-	-	-	-	-	-	3,900
	-	-	4,086	-	-	-	-	-	-	4,086
Total	-	-	3,900	-	-	-	-	-	-	3,900
	-	-	4,086	-	-	-	-	-	-	4,086

**TREASURY**

Agency Resourcing - 2020-2021  
 Estimated Actual - 2019-2020

Entity/Outcome/ Non-operating	Departmental				Administered				Total \$'000
	Appropriation Bill No. 1 \$'000	Appropriation Bill No. 2 \$'000	External Revenue(a) \$'000	Special Appropriation \$'000	Special Accounts(b) \$'000	Special Appropriation Bill No. 1 \$'000	SPPs \$'000	Other(c) \$'000	
<b>National Housing Finance and Investment Corporation*</b>									
Outcome 1	-	-	44,642	-	-	-	-	-	-
	-	-	47,924	-	-	-	-	-	-
Total	-	-	44,642	-	-	-	-	-	-
	-	-	47,924	-	-	-	-	-	-
<b>Australian Bureau of Statistics</b>									
Outcome 1	426,111	-	58,424	-	-	-	-	-	-
	393,000	-	32,832	-	-	-	-	-	-
Equity Injections	-	27,645	-	-	-	-	-	-	-
	-	6,218	-	-	-	-	-	-	-
Total	426,111	27,645	58,424	-	-	-	-	-	-
	393,000	6,218	32,832	-	-	-	-	-	-

**TREASURY**

Agency Resourcing - 2020-2021  
 Estimated Actual - 2019-2020

Entity/Outcome/ Non-operating	Departmental				Administered				Total \$'000	
	Appropriation Bill No. 1 \$'000	Appropriation Bill No. 2 \$'000	External Revenue(a) \$'000	Special Appropriation \$'000	Special Accounts(b) \$'000	Special Appropriation Bill No. 1 \$'000	SPPs \$'000	Other(c) \$'000		Special Appropriation \$'000
<b>Australian Competition and Consumer Commission Outcome 1</b>	302,000 273,817	- -	2,331 1,472	- -	- -	- -	- -	- -	20 8	304,351 275,297
<b>Equity Injections</b>	- -	36,200 1,100	- -	- -	- -	- -	- -	- -	- -	36,200 1,100
<b>Total</b>	302,000 273,817	36,200 1,100	2,331 1,472	- -	- -	- -	- -	- -	20 8	340,551 276,397
<b>Australian Office of Financial Management Outcome 1</b>	16,865 14,167	- -	394 384	- -	656,928 28,159	- -	- -	- -	1,573,814,413 1,913,352,633	1,574,488,600 1,913,395,343
<b>Total</b>	16,865 14,167	- -	394 384	- -	656,928 28,159	- -	- -	- -	1,573,814,413 1,913,352,633	1,574,488,600 1,913,395,343

**TREASURY**

Agency Resourcing - 2020-2021  
 Estimated Actual - 2019-2020

Entity/Outcome/ Non-operating	Departmental					Administered					Total \$'000
	Appropriation Bill No. 1 \$'000	Appropriation Bill No. 2 \$'000	External Revenue(e) \$'000	Special Appropriation \$'000	Special Accounts(b) \$'000	Special Appropriation Bill No. 1 \$'000	SPPs \$'000	Other(c) \$'000	Special Appropriation \$'000		
<b>Australian Prudential Regulation Authority</b>											
Outcome 1	3,630	-	4,187	-	632,570	-	-	-	-	-	640,387
Total	3,630	-	4,187	-	632,570	-	-	-	-	-	640,387
	-	-	5,439	-	660,753	-	-	-	-	-	666,192
	-	-	5,439	-	660,753	-	-	-	-	-	666,192
<b>Australian Securities and Investments Commission</b>											
Outcome 1	461,863	-	51,094	-	-	9,708	-	-	117,784	-	640,449
Total	428,410	-	15,524	-	7,549	10,261	-	-	61,059	-	522,803
Equity Injections	-	6,904	-	-	-	-	-	-	-	-	6,904
Total	-	13,426	-	-	-	-	-	-	-	-	13,426
	461,863	6,904	51,094	-	-	9,708	-	-	117,784	-	647,353
	428,410	13,426	15,524	-	7,549	10,261	-	-	61,059	-	536,229

**TREASURY**

Agency Resourcing - 2020-2021  
 Estimated Actual - 2019-2020

Entity/Outcome/ Non-operating	Departmental				Administered				Total \$'000	
	Appropriation Bill No. 1 \$'000	Appropriation Bill No. 2 \$'000	External Revenue(a) \$'000	Special Appropriation \$'000	Special Accounts(b) \$'000	Special Appropriation Bill No. 1 \$'000	SPPs \$'000	Other(c) \$'000		Special Appropriation \$'000
<b>Australian Taxation Office</b>										
Outcome 1	4,003,821	-	134,697	-	-	7,915	-	-	235,078,856	239,225,289
	3,578,998	-	103,773	-	-	7,848	-	-	161,340,175	165,030,794
Equity Injections	-	126,249	-	-	-	-	-	-	-	126,249
	-	74,618	-	-	-	-	-	-	-	74,618
<b>Total</b>	<b>4,003,821</b>	<b>126,249</b>	<b>134,697</b>	<b>-</b>	<b>-</b>	<b>7,915</b>	<b>-</b>	<b>-</b>	<b>235,078,856</b>	<b>239,351,538</b>
	<b>3,578,998</b>	<b>74,618</b>	<b>103,773</b>	<b>-</b>	<b>-</b>	<b>7,848</b>	<b>-</b>	<b>-</b>	<b>161,340,175</b>	<b>165,105,412</b>
<b>Commonwealth Grants Commission</b>										
Outcome 1	9,584	-	1	-	-	-	-	-	-	9,585
	9,052	-	71	-	-	-	-	-	-	9,123
<b>Total</b>	<b>9,584</b>	<b>-</b>	<b>1</b>	<b>-</b>	<b>-</b>	<b>-</b>	<b>-</b>	<b>-</b>	<b>-</b>	<b>9,585</b>
	<b>9,052</b>	<b>-</b>	<b>71</b>	<b>-</b>	<b>-</b>	<b>-</b>	<b>-</b>	<b>-</b>	<b>-</b>	<b>9,123</b>
<b>Infrastructure and Project Financing Agency</b>										
Outcome 1	5,754	-	-	-	-	-	-	-	-	5,754
	5,725	-	224	-	-	-	-	-	-	5,949
<b>Total</b>	<b>5,754</b>	<b>-</b>	<b>-</b>	<b>-</b>	<b>-</b>	<b>-</b>	<b>-</b>	<b>-</b>	<b>-</b>	<b>5,754</b>
	<b>5,725</b>	<b>-</b>	<b>224</b>	<b>-</b>	<b>-</b>	<b>-</b>	<b>-</b>	<b>-</b>	<b>-</b>	<b>5,949</b>

**TREASURY**

Agency Resourcing - 2020-2021  
 Estimated Actual - 2019-2020

Entity/Outcome/ Non-operating	Departmental					Administered					Total \$'000
	Appropriation Bill No. 1 \$'000	Appropriation Bill No. 2 \$'000	External Revenue(a) \$'000	Special Appropriation Accounts(b) \$'000	Special Appropriation Bill No. 1 \$'000	SPPs \$'000	Other(c) \$'000	Special Appropriation \$'000	Special Appropriation \$'000		
<b>Inspector General of Taxation</b>											
Outcome 1	6,508	-	-	-	-	-	-	-	-	-	6,508
	6,480	-	-	-	-	-	-	-	-	-	6,480
Total	6,508	-	-	-	-	-	-	-	-	-	6,508
	6,480	-	-	-	-	-	-	-	-	-	6,480
<b>National Competition Council</b>											
Outcome 1	1,701	-	-	-	-	-	-	-	-	-	1,701
	1,700	-	-	-	-	-	-	-	-	-	1,700
Total	1,701	-	-	-	-	-	-	-	-	-	1,701
	1,700	-	-	-	-	-	-	-	-	-	1,700
<b>Office of the Auditing and Assurance Standards Board</b>											
Outcome 1	2,407	-	-	-	-	-	-	-	-	-	2,407
	2,398	-	-	-	-	-	-	-	-	-	2,398
Total	2,407	-	-	-	-	-	-	-	-	-	2,407
	2,398	-	-	-	-	-	-	-	-	-	2,398

**TREASURY**

Agency Resourcing - 2020-2021  
 Estimated Actual - 2019-2020

Entity/Outcome/ Non-operating	Departmental				Administered				Total \$'000
	Appropriation Bill No. 1 \$'000	Appropriation Bill No. 2 \$'000	External Revenue(a) \$'000	Special Appropriation Accounts(b) \$'000	Special Appropriation Bill No. 1 \$'000	SPPs \$'000	Other(c) \$'000	Special Appropriation \$'000	
<b>Office of the Australian Accounting Standards Board</b>									
Outcome 1	3,616	-	1,136	-	-	-	-	-	4,752
	3,598	-	1,078	-	-	-	-	-	4,676
Total	3,616	-	1,136	-	-	-	-	-	4,752
	3,598	-	1,078	-	-	-	-	-	4,676
<b>Productivity Commission</b>									
Outcome 1	35,624	-	310	-	-	-	-	-	35,934
	34,341	-	552	-	-	-	-	-	34,893
Total	35,624	-	310	-	-	-	-	-	35,934
	34,341	-	552	-	-	-	-	-	34,893
<b>Royal Australian Mint</b>									
Outcome 1	-	-	-	192,575	-	-	-	-	192,575
	-	-	-	169,588	-	-	-	-	169,588
Total	-	-	-	192,575	-	-	-	-	192,575
	-	-	-	169,588	-	-	-	-	169,588
<b>PORTFOLIO</b>	<b>5,536,556</b>	<b>196,998</b>	<b>312,139</b>	<b>-</b>	<b>61,970,954</b>	<b>148,609</b>	<b>-</b>	<b>165,000</b>	<b>1,893,266,995</b>
<b>TOTAL</b>	<b>4,971,981</b>	<b>96,818</b>	<b>218,619</b>	<b>-</b>	<b>3,400,327</b>	<b>140,659</b>	<b>-</b>	<b>165,000</b>	<b>2,177,442,374</b>

(a) Receipts that were not appropriated to the entity by an annual Appropriation Act or another Act. Excludes amounts credited to a special account.

(b) Amounts credited to a special account that were not appropriated to the entity by an annual Appropriation Act or another Act.

(c) Includes New Administered Outcomes and Administered Assets and Liabilities items, within the meaning of Appropriation Bill No.2.





## Special Appropriations Table

### Overview of the Special Appropriations Table

The Special Appropriations Table lists Acts that contain one or more special appropriations. Acts are listed by portfolio and responsible agency, consistent with the most recent AAO.

Special appropriations are those appropriations contained in Acts other than the annual Appropriation Acts. Special appropriations account for more than three quarters of total GGS expenditure.

Special appropriations can be limited or unlimited in terms of amount or time. A small number of Acts may also stipulate a maximum amount appropriated for the particular purpose. Expenditure funded by a special appropriation is often triggered by legislative eligibility criteria and conditions. An example of expenditure that is met using a special appropriation is aged pensions paid under the *Social Security (Administration) Act 1999*.

The Summary of Special Appropriations Table presents total portfolio resourcing that is supported by special appropriations.

The detailed Special Appropriations Table presents estimated resourcing required for each agency by Act that is supported by special appropriations. For each agency, the aggregated total for all Acts in the Special Appropriations Table can be matched with the total *Special Appropriation* amount in the Agency Resourcing Table. For an example of this matching, please see Figure 3 of the section entitled *Guide to Resourcing Tables*. Where no resourcing is expected to be required during the Budget or comparator year, the relevant Acts have not been included in the Special Appropriations Table.

A complete list of Acts with provisions containing special appropriations can be found in the *Chart of Special Appropriations*, which is available on the Finance website.

## Summary of Special Appropriations Table

Portfolio	Estimated Actual	Budget Estimate
	2019-2020	2020-2021
	(\$'000)	(\$'000)
Parliament	-	-
Agriculture, Water and the Environment(a)	1,141,048	1,043,714
Attorney-General's	227,954	700,481
Defence	13,517,646	14,243,771
Education, Skills and Employment	49,870,212	51,206,714
Finance	7,490,337	8,243,302
Foreign Affairs and Trade	67,449	497,511
Health	24,663,996	26,069,889
Home Affairs	949,805	512,602
Industry, Science, Energy and Resources	403,511	533,644
Infrastructure, Transport, Regional Development and Prime Minister and Cabinet	2,895,360	1,755,040
Social Services	127,336,468	150,058,172
Treasury	2,168,448,970	1,893,266,995
<b>Total : Special appropriations</b>	<b>2,397,486,832</b>	<b>2,148,612,916</b>

(a) The 2019-20 amounts relate to functions under the control of the former Department of the Environment and Energy up until 1 February 2020. These functions have since been transferred to the Department of Industry, Science, Energy and Resources.

## Special Appropriations Table

	Estimated Actual 2019-2020 (\$'000)	Budget Estimate 2020-2021 (\$'000)
<b>AGRICULTURE, WATER AND THE ENVIRONMENT PORTFOLIO</b>		
<b>Department of Agriculture, Water and the Environment</b>		
<i>Agricultural and Veterinary Chemicals (Administration) Act 1992</i>	33,300	35,713
<i>Assistance for Severely Affected Regions (Special Appropriation) (Coronavirus Economic Response Package) Act 2020</i>	4,589	75,180
<i>Australian Animal Health Council (Live-stock Industries) Funding Act 1996</i>	7,384	7,408
<i>Australian Meat and Live-stock Industry Act 1997</i>	212,790	208,932
<i>Australian Renewable Energy Agency Act 2011(a)</i>	146,000	-
<i>Dairy Produce Act 1986</i>	53,435	52,653
<i>Egg Industry Service Provision Act 2002</i>	10,901	11,106
<i>Farm Household Support Act 2014</i>	134,354	155,038
<i>Forestry Marketing and Research and Development Services Act 2007</i>	10,073	9,110
<i>Horticulture Marketing and Research and Development Services Act 2000</i>	112,062	112,682
<i>Pig Industry Act 2001</i>	20,912	22,748
<i>Plant Health Australia (Plant Industries) Funding Act 2002</i>	7,607	7,036
<i>Primary Industries Research and Development Act 1989</i>	241,806	218,135
<i>Public Governance, Performance and Accountability Act 2013</i>	857	3,070
<i>Sugar Research and Development Services Act 2013</i>	27,519	27,979
<i>Wine Australia Act 2013</i>	33,602	30,540
<i>Wool Services Privatisation Act 2000</i>	64,812	47,520
<b>Total: Department of Agriculture, Water and the Environment</b>	<b>1,122,003</b>	<b>1,024,850</b>
<b>Australian Fisheries Management Authority</b>		
<i>Assistance for Severely Affected Regions (Special Appropriation) (Coronavirus Economic Response Package) Act 2020</i>	10,334	-
<b>Total: Australian Fisheries Management Authority</b>	<b>10,334</b>	<b>-</b>
<b>Great Barrier Reef Marine Park Authority</b>		
<i>Assistance for Severely Affected Regions (Special Appropriation) (Coronavirus Economic Response Package) Act 2020</i>	-	18,864
<i>Great Barrier Reef Marine Park Act 1975</i>	8,711	-
<b>Total: Great Barrier Reef Marine Park Authority</b>	<b>8,711</b>	<b>18,864</b>

(a) The 2019-20 amounts relate to functions under the control of the former Department of the Environment and Energy up until 1 February 2020. These functions have since been transferred to the Department of Industry, Science, Energy and Resources.

Special Appropriations Table

	Estimated Actual 2019-2020 (\$'000)	Budget Estimate 2020-2021 (\$'000)
<b>ATTORNEY-GENERAL'S PORTFOLIO</b>		
<b>Attorney-General's Department</b>		
<i>Asbestos-related Claims (Management of Commonwealth Liabilities) Act 2005</i>	32,569	25,826
<i>Coal Mining Industry (Long Service Leave) Administration Act 1992</i>	-	155,800
<i>Fair Entitlements Guarantee Act 2012</i>	157,856	480,175
<i>Law Officers Act 1964</i>	306	310
<i>Public Governance, Performance and Accountability Act 2013</i>	14	57
<i>Safety, Rehabilitation and Compensation Act 1988</i>	27,779	26,163
<b>Total: Attorney-General's Department</b>	<b>218,524</b>	<b>688,331</b>
<b>Administrative Appeals Tribunal</b>		
<i>Public Governance, Performance and Accountability Act 2013</i>	7,104	7,500
<b>Total: Administrative Appeals Tribunal</b>	<b>7,104</b>	<b>7,500</b>
<b>Australian Financial Security Authority</b>		
<i>Bankruptcy Act 1966</i>	777	1,500
<i>Public Governance, Performance and Accountability Act 2013</i>	78	1,500
<b>Total: Australian Financial Security Authority</b>	<b>855</b>	<b>3,000</b>
<b>Fair Work Commission</b>		
<i>Public Governance, Performance and Accountability Act 2013</i>	603	500
<b>Total: Fair Work Commission</b>	<b>603</b>	<b>500</b>
<b>Fair Work Ombudsman and Registered Organisations Commission Entity</b>		
<i>Fair Work Act 2009</i>	515	250
<b>Total: Fair Work Ombudsman and Registered Organisations Commission Entity</b>	<b>515</b>	<b>250</b>
<b>Federal Court of Australia</b>		
<i>Public Governance, Performance and Accountability Act 2013</i>	353	900
<b>Total: Federal Court of Australia</b>	<b>353</b>	<b>900</b>
<b>DEFENCE PORTFOLIO</b>		
<b>Department of Defence</b>		
<i>Australian Defence Force Cover Act 2015</i>	12,508	22,000
<i>Defence Force (Home Loans Assistance) Act 1990</i>	207	312
<i>Defence Force Retirement and Death Benefits Act 1973</i>	1,608,370	1,640,000
<i>Defence Forces Retirement Benefits Act 1948</i>	38,375	35,000
<i>Defence Home Ownership Assistance Scheme Act 2008</i>	108,933	121,944
<i>Military Superannuation and Benefits Act 1991</i>	1,212,418	1,040,000
<b>Total: Department of Defence</b>	<b>2,980,811</b>	<b>2,859,256</b>

Special Appropriations Table

	Estimated Actual 2019-2020 (\$'000)	Budget Estimate 2020-2021 (\$'000)
<b>Department of Veterans' Affairs</b>		
<i>Australian Participants in British Nuclear Tests and British Commonwealth Occupation Force (Treatment) Act 2006</i>	12,853	11,195
<i>Compensation (Japanese Internment) Act 2001</i>	-	25
<i>Defence Service Homes Act 1918</i>	400	468
<i>Military Rehabilitation and Compensation Act 2004</i>	1,410,151	1,893,103
<i>Papua New Guinea (Members of the Forces Benefits) Act 1957</i>	23	28
<i>Public Governance, Performance and Accountability Act 2013</i>	-	5
<i>Safety, Rehabilitation and Compensation (Defence-related Claims) Act 1988</i>	333,661	534,516
<i>Treatment Benefits (Special Access) Act 2019</i>	767	4,617
<i>Veterans' Entitlements Act 1986</i>	8,778,980	8,940,558
<b>Total: Department of Veterans' Affairs</b>	<b>10,536,835</b>	<b>11,384,515</b>
<b>EDUCATION, SKILLS AND EMPLOYMENT PORTFOLIO</b>		
<b>Department of Education, Skills and Employment</b>		
<i>A New Tax System (Family Assistance) (Administration) Act 1999</i>	8,522,513	9,506,866
<i>Australian Education Act 2013</i>	23,606,575	21,693,798
<i>Higher Education Support Act 2003</i>	16,465,862	18,588,696
<i>Public Governance, Performance and Accountability Act 2013</i>	41	130
<i>Trade Support Loans Act 2014</i>	214,089	234,824
<i>VET Student Loans Act 2016</i>	295,724	378,434
<b>Total: Department of Education, Skills and Employment</b>	<b>49,104,804</b>	<b>50,402,748</b>
<b>Australian Research Council</b>		
<i>Australian Research Council Act 2001</i>	762,541	803,409
<b>Total: Australian Research Council</b>	<b>762,541</b>	<b>803,409</b>
<b>Australian Skills Quality Authority</b>		
<i>Public Governance, Performance and Accountability Act 2013</i>	2,190	357
<b>Total: Australian Skills Quality Authority</b>	<b>2,190</b>	<b>357</b>
<b>Tertiary Education Quality and Standards Agency</b>		
<i>Public Governance, Performance and Accountability Act 2013</i>	677	200
<b>Total: Tertiary Education Quality and Standards Agency</b>	<b>677</b>	<b>200</b>

Special Appropriations Table

	Estimated Actual 2019-2020 (\$'000)	Budget Estimate 2020-2021 (\$'000)
<b>FINANCE PORTFOLIO</b>		
<b>Department of Finance</b>		
<i>Commonwealth of Australia Constitution Act</i>	4,795	5,372
<i>Federal Circuit Court of Australia Act 1999</i>	474	710
<i>Governance of Australian Government Superannuation Schemes Act 2011</i>	298	1,000
<i>Governor-General Act 1974</i>	1,882	1,690
<i>Judges' Pensions Act 1968</i>	54,403	58,896
<i>Medibank Private Sale Act 2006</i>	28	50
<i>Parliamentary Business Resources Act 2017</i>	231,761	235,428
<i>Parliamentary Contributory Superannuation Act 1948</i>	44,543	46,458
<i>Parliamentary Superannuation Act 2004</i>	8,103	7,920
<i>Public Governance, Performance and Accountability Act 2013</i>	24	2,000
<i>Same-Sex Relationships (Equal Treatment in Commonwealth Laws - Superannuation) Act 2008</i>	63	64
<i>Superannuation Act 1922</i>	60,570	55,703
<i>Superannuation Act 1976</i>	4,481,645	4,839,992
<i>Superannuation Act 1990</i>	2,565,500	2,940,383
<b>Total: Department of Finance</b>	<b>7,454,089</b>	<b>8,195,666</b>
<b>Australian Electoral Commission</b>		
<i>Commonwealth Electoral Act 1918</i>	15,984	14,900
<b>Total: Australian Electoral Commission</b>	<b>15,984</b>	<b>14,900</b>
<b>Independent Parliamentary Expenses Authority</b>		
<i>Parliamentary Business Resources Act 2017</i>	20,119	32,144
<i>Parliamentary Retirement Travel Act 2002</i>	145	592
<b>Total: Independent Parliamentary Expenses Authority</b>	<b>20,264</b>	<b>32,736</b>
<b>FOREIGN AFFAIRS AND TRADE PORTFOLIO</b>		
<b>Department of Foreign Affairs and Trade</b>		
<i>Official Development Assistance Multilateral Replenishment Obligations (Special Appropriation) Act 2020</i>	-	302,991
<i>Public Governance, Performance and Accountability Act 2013</i>	1,859	2,200
<b>Total: Department of Foreign Affairs and Trade</b>	<b>1,859</b>	<b>305,191</b>
<b>Australian Trade and Investment Commission</b>		
<i>Assistance for Severely Affected Regions (Special Appropriation) (Coronavirus Economic Response Package) Act 2020</i>	65,590	192,320
<b>Total: Australian Trade and Investment Commission</b>	<b>65,590</b>	<b>192,320</b>

Special Appropriations Table

	Estimated Actual 2019-2020 (\$'000)	Budget Estimate 2020-2021 (\$'000)
<b>HEALTH PORTFOLIO</b>		
<b>Department of Health</b>		
<i>Aged Care Act 1997</i>	16,615,746	17,501,764
<i>Dental Benefits Act 2008</i>	282,920	341,210
<i>Health Insurance Act 1973</i>	18,937	10
<i>Medical Indemnity Act 2002</i>	94,443	76,747
<i>Midwife Professional Indemnity (Commonwealth Contribution) Scheme Act 2010</i>	-	2,903
<i>National Health Act 1953</i>	1,596,311	1,771,701
<i>Private Health Insurance Act 2007</i>	6,053,667	6,373,554
<i>Public Governance, Performance and Accountability Act 2013</i>	1,972	2,000
<b>Total: Department of Health</b>	<b>24,663,996</b>	<b>26,069,889</b>
<b>HOME AFFAIRS PORTFOLIO</b>		
<b>Department of Home Affairs</b>		
<i>Customs Act 1901</i>	8	600
<i>Public Governance, Performance and Accountability Act 2013</i>	699,356	499,400
<i>Social Security (Administration) Act 1999</i>	250,385	12,552
<b>Total: Department of Home Affairs</b>	<b>949,749</b>	<b>512,552</b>
<b>Australian Federal Police</b>		
<i>Public Governance, Performance and Accountability Act 2013</i>	19	50
<b>Total: Australian Federal Police</b>	<b>19</b>	<b>50</b>
<b>Australian Transaction Reports and Analysis Centre</b>		
<i>Public Governance, Performance and Accountability Act 2013</i>	37	-
<b>Total: Australian Transaction Reports and Analysis Centre</b>	<b>37</b>	<b>-</b>
<b>INDUSTRY, SCIENCE, ENERGY AND RESOURCES PORTFOLIO</b>		
<b>Department of Industry, Science, Energy and Resources</b>		
<i>Australian Renewable Energy Agency Act 2011</i>	82,500	134,035
<i>Automotive Transformation Scheme Act 2009</i>	43,890	32,277
<i>Northern Australia Infrastructure Facility Act 2016</i>	121,906	328,000
<i>Offshore Minerals Act 1994</i>	-	60
<i>Offshore Petroleum and Greenhouse Gas Storage Act 2006</i>	35,940	38,830
<i>Public Governance, Performance and Accountability Act 2013</i>	39	-
<b>Total: Department of Industry, Science, Energy and Resources</b>	<b>284,275</b>	<b>533,202</b>

Special Appropriations Table

	Estimated Actual 2019-2020 (\$'000)	Budget Estimate 2020-2021 (\$'000)
<b>Clean Energy Regulator</b>		
<i>Public Governance, Performance and Accountability Act 2013</i>	237	-
<i>Renewable Energy (Electricity) Act 2000</i>	118,999	442
<b>Total: Clean Energy Regulator</b>	<b>119,236</b>	<b>442</b>
<b>INFRASTRUCTURE, TRANSPORT, REGIONAL DEVELOPMENT AND COMMUNICATIONS PORTFOLIO</b>		
<b>Department of Infrastructure, Transport, Regional Development and Communications</b>		
<i>Assistance for Severely Affected Regions (Special Appropriation) (Coronavirus Economic Response Package) Act 2020</i>	96,049	306,666
<i>Australian Maritime Safety Authority Act 1990</i>	125,710	125,670
<i>Aviation Fuel Revenues (Special Appropriation) Act 1988</i>	103,131	72,554
<i>Local Government (Financial Assistance) Act 1995</i>	2,561,665	1,240,675
<i>Protection of the Sea (Oil Pollution Compensation Fund) Act 1993</i>	308	600
<i>Public Governance, Performance and Accountability Act 2013</i>	705	550
<b>Total: Department of Infrastructure, Transport, Regional Development and Communications</b>	<b>2,887,568</b>	<b>1,746,715</b>
<b>Australian Communications and Media Authority</b>		
<i>Public Governance, Performance and Accountability Act 2013</i>	7,623	8,000
<i>Telecommunications Act 1997</i>	165	300
<b>Total: Australian Communications and Media Authority</b>	<b>7,788</b>	<b>8,300</b>
<b>National Capital Authority</b>		
<i>Public Governance, Performance and Accountability Act 2013</i>	4	25
<b>Total: National Capital Authority</b>	<b>4</b>	<b>25</b>
<b>PRIME MINISTER AND CABINET PORTFOLIO</b>		
<b>Department of the Prime Minister and Cabinet</b>		
<i>Assistance for Severely Affected Regions (Special Appropriation) (Coronavirus Economic Response Package) Act 2020</i>	-	15,494
<i>Public Governance, Performance and Accountability Act 2013</i>	-	10
<b>Total: Department of the Prime Minister and Cabinet</b>	<b>-</b>	<b>15,504</b>
<b>Australian National Audit Office</b>		
<i>Auditor-General Act 1997</i>	696	778
<b>Total: Australian National Audit Office</b>	<b>696</b>	<b>778</b>
<b>Australian Public Service Commission</b>		
<i>Remuneration Tribunal Act 1973</i>	4,203	4,302
<b>Total: Australian Public Service Commission</b>	<b>4,203</b>	<b>4,302</b>



*Special Appropriations Table*

	Estimated Actual 2019-2020 (\$'000)	Budget Estimate 2020-2021 (\$'000)
<b>National Indigenous Australians Agency</b>		
<i>Aboriginal Land Rights (Northern Territory) Act 1976</i>	398,268	388,310
<i>Higher Education Support Act 2003</i>	70,414	71,682
<i>Public Governance, Performance and Accountability Act 2013</i>	-	10
<b>Total: National Indigenous Australians Agency</b>	<b>468,682</b>	<b>460,002</b>
<b>Office of the Official Secretary to the Governor-General</b>		
<i>Governor-General Act 1974</i>	495	495
<b>Total: Office of the Official Secretary to the Governor-General</b>	<b>495</b>	<b>495</b>
<b>SOCIAL SERVICES PORTFOLIO</b>		
<b>Department of Social Services</b>		
<i>A New Tax System (Family Assistance) (Administration) Act 1999</i>	18,055,842	19,417,682
<i>National Redress Scheme for Institutional Child Sexual Abuse Act 2018</i>	205,307	-
<i>Paid Parental Leave Act 2010</i>	2,414,060	2,277,082
<i>Public Governance, Performance and Accountability Act 2013</i>	119	200
<i>Social Security (Administration) Act 1999</i>	106,241,124	127,962,253
<i>Student Assistance Act 1973</i>	420,016	400,355
<b>Total: Department of Social Services</b>	<b>127,336,468</b>	<b>150,057,572</b>
<b>Services Australia</b>		
<i>Public Governance, Performance and Accountability Act 2013</i>	-	600
<b>Total: Services Australia</b>	<b>-</b>	<b>600</b>
<b>TREASURY PORTFOLIO</b>		
<b>Department of the Treasury</b>		
<i>Asian Development Bank (Additional Subscription) Act 2009</i>	25,468	-
<i>Asian Infrastructure Investment Bank Act 2015</i>	215,375	-
<i>Australian Business Growth Fund (Coronavirus Economic Response Package) Act 2020</i>	-	10,930
<i>Federal Financial Relations Act 2009</i>	93,086,034	82,697,582
<i>International Monetary Agreements Act 1947</i>	368,204	1,546,410
<i>Public Governance, Performance and Accountability Act 2013</i>	14	1,000
<b>Total: Department of the Treasury</b>	<b>93,695,095</b>	<b>84,255,922</b>
<b>Australian Competition and Consumer Commission</b>		
<i>Public Governance, Performance and Accountability Act 2013</i>	8	20
<b>Total: Australian Competition and Consumer Commission</b>	<b>8</b>	<b>20</b>

Special Appropriations Table

	Estimated Actual 2019-2020 (\$'000)	Budget Estimate 2020-2021 (\$'000)
<b>Australian Office of Financial Management</b>		
<i>Commonwealth Inscribed Stock Act 1911</i>	96,987,075	509,019,525
<i>Financial Agreement Act 1994</i>	8	8
<i>Public Governance, Performance and Accountability Act 2013</i>	1,816,365,550	1,064,794,880
<b>Total: Australian Office of Financial Management</b>	<b>1,913,352,633</b>	<b>1,573,814,413</b>
<b>Australian Securities and Investments Commission</b>		
<i>Banking Act 1959</i>	25,450	65,599
<i>Life Insurance Act 1995</i>	5,979	10,872
<i>Public Governance, Performance and Accountability Act 2013</i>	29,630	41,313
<b>Total: Australian Securities and Investments Commission</b>	<b>61,059</b>	<b>117,784</b>
<b>Australian Taxation Office</b>		
<i>Product Grants and Benefits Administration Act 2000</i>	90,832	84,800
<i>Public Governance, Performance and Accountability Act 2013</i>	100,355	120,000
<i>Small Superannuation Accounts Act 1995</i>	176	200
<i>Superannuation Guarantee (Administration) Act 1992</i>	633,759	428,000
<i>Taxation Administration Act 1953</i>	160,515,053	234,445,856
<b>Total: Australian Taxation Office</b>	<b>161,340,175</b>	<b>235,078,856</b>
<b>Total: Special Appropriations</b>	<b>2,397,486,832</b>	<b>2,148,612,916</b>

## Special Accounts Table

### Overview of the Special Accounts Table

A special account is an appropriation mechanism that sets aside an amount within the CRF for specific expenditure purposes. Special accounts can be used to appropriate for expenditure that is resourced from contributions from other parties, such as other governments, contributions from industry or members of the community. Special accounts can also be credited with amounts from annual appropriations and special appropriations (including other special accounts), if those amounts were appropriated for the same purpose as the special account. Special accounts can be credited with amounts held on trust – these amounts are not shown in the Special Accounts Table, as they are not considered resourcing available to the agency.

The Summary of Special Accounts Table presents total portfolio resourcing that is expected to be provided by other agencies, individuals and non-government bodies.

The Special Accounts Table lists special accounts by portfolio and responsible agency. For each special account, the Special Accounts Table shows the estimated opening balance for the Budget and comparator years, estimated cash inflows and outflows (receipts and payments) during the year, and estimated closing balance at the end of the Budget and comparator years. Estimated resources for the comparator year are printed in italics. Where responsibility for managing a special account is moved between agencies during the year, the part year impact for each agency is shown.

The column headed *Receipts (Non-Appropriated)* shows estimated amounts to be credited to a special account, which are received from other agencies, individuals, and non-government bodies. The column headed *Receipts (Appropriated)* shows amounts estimated to be credited to a special account, which are appropriated to the agency in an annual Appropriation Act or another Act containing a special appropriation (including other special accounts).

Amounts for an agency in the Special Accounts Table column headed *Receipts (Non-Appropriated)* can be matched with the Agency Resourcing Table column headed *Special Accounts*. Amounts in the Special Accounts Table column headed *Receipts (Appropriated)* are included in the Agency Resourcing Table in the column(s) headed *Appropriation Bill No. 1, Appropriation Bill No. 2* and/or *Special Appropriation*. Further detail on matching amounts between these two tables is in Figure 4 of the section entitled *Guide to Resourcing Tables*.

Special accounts which had no balance, receipts or payments during the Budget or comparator years are not included in the Special Accounts Table. A list of current special accounts can be found in the *Chart of Special Accounts*, which is available on the Finance website.

*Special Accounts Table*

**Summary of Special Accounts Table**

<b>Portfolio</b>	Estimated Actual Receipts (Non-Appropriated) 2019-2020	Budget Estimate Receipts (Non-Appropriated) 2020-2021
	(\$'000)	(\$'000)
Parliament	-	-
Agriculture, Water and the Environment(a)	467,729	424,524
Attorney-General's	60,354	73,208
Defence	315,487	252,580
Education, Skills and Employment	4,030	18,341
Finance	93,858,061	46,314,986
Foreign Affairs and Trade	201,860	60,335
Health	1,489,622	43,382,901
Home Affairs	153,891	124,910
Industry, Science, Energy and Resources	707,158	1,077,929
Infrastructure, Transport, Regional Development and Communications	287,990	25,582
Prime Minister and Cabinet	1,464,242	1,096,937
Social Services	2,302,104	2,005,432
Treasury	3,400,327	61,970,954
<b>Total : Special accounts</b>	<b>104,712,855</b>	<b>156,828,619</b>

(a) The 2019-20 amounts relate to functions under the control of the former Department of the Environment and Energy up until 1 February 2020. These functions have since been transferred to the Department of Industry, Science, Energy and Resources.

Budget Estimate - 2020-2021  
Estimated Actual - 2019-2020

	Opening Balance (\$'000)	Receipts Appropriated (\$'000)	Receipts (Non-Appropriated) (\$'000)	Receipts (Appropriated) (\$'000)	Payments (\$'000)	Adjustments (\$'000)	Closing Balance (\$'000)
<b>AGRICULTURE, WATER AND THE ENVIRONMENT PORTFOLIO</b>							
<b>Department of Agriculture, Water and the Environment</b>							
Agriculture Future Drought Resilience Special Account	-	-	-	100,000	-100,000	-	-
Australian Quarantine and Inspection Service Special Account#	23,120	81,454	-	-	-6,540	-98,034	-
	34,209	388,499	148,747		-548,335		23,120
Biosecurity, Imported Food and Export Certification Special Account 2020	-	268,258	82,467		-425,639	98,034	23,120
	-	-	-		-	-	-
Clean Energy Finance Corporation Special Account(a)	-	-	-	240,000	-5,919,000	-	-
	5,679,000						
Energy Special Account 2015(a)	-	-	-	-	-	-	-
	10,140	5,748	4,306		-4,113	-16,081	
Environmental Water Holdings Special Account	69,602	-	43,142		-52,850		59,894
	55,068	-	41,216		-26,682		69,602
National Cattle Disease Eradication Account	15	-	-		-		15
	15	-	-		-		15
National Environment Protection Council Special Account	5,414	250	429		-680		5,413
	5,631	441	517		-1,175		5,414

Budget Estimate - 2020-2021  
Estimated Actual - 2019-2020

	Opening Balance (\$'000)	Receipts Appropriated (\$'000)	Receipts (Appropriated) (\$'000)	Payments (\$'000)	Adjustments (\$'000)	Closing Balance (\$'000)
National Residue Survey Account	2,146	28,176	3	-27,679	-	2,646
	1,079	28,897	12	-27,842	-	2,146
Natural Heritage Trust of Australia Account	464,613	5,105	148,440	-179,860	-	438,298
	446,442	289	181,919	-164,037	-	464,613
Ozone Protection and SGG Account	32,448	10,169	-	-14,711	-	27,906
	32,330	14,275	-	-14,157	-	32,448
Reef Trust Special Account 2014	58,489	1,372	15,000	-38,196	-	36,665
	44,569	1,371	40,000	-27,451	-	58,489
Water for the Environment Special Account	1,239,172	-	315,000	-241,555	-	1,312,617
	895,522	-	-	-6,350	350,000	1,239,172
Water Resources Special Account 2016	1,326	510	-	-510	-	1,326
	947	704	-	-325	-	1,326
WELS Account	5,282	1,834	204	-2,038	-	5,282
	4,589	2,198	-	-1,505	-	5,282
<b>Total: Department of Agriculture, Water and the Environment</b>	1,901,627	397,128	704,685	-1,090,258	-	1,913,182
	7,209,541	442,422	656,717	-6,740,972	333,919	1,901,627

(a) The 2019-20 amounts relate to functions under the control of the former Department of the Environment and Energy up until 1 February 2020. These functions have since been transferred to the Department of Industry, Science, Energy and Resources.  
# Denotes a special account which ceased during 2020-21.

Budget Estimate - 2020-2021  
Estimated Actual - 2019-2020

	Opening Balance (\$'000)	Receipts Appropriated (\$'000)	Receipts (Non-Appropriated) (\$'000)	Receipts (Appropriated) (\$'000)	Payments (\$'000)	Adjustments (\$'000)	Closing Balance (\$'000)
<b>Australian Fisheries Management Authority</b>							
AFMA SOETM Special Account 2018	-	-	-	-	-	-	-
	311					-311	
AFMA Special Account	10,606	17,037	20,430	20,430	-37,467	-	10,606
	17,918	9,821	30,679	30,679	-38,853	-8,959	10,606
<b>Total: Australian Fisheries Management Authority</b>	10,606	17,037	20,430	20,430	-37,467	-	10,606
	18,229	9,821	30,679	30,679	-38,853	-9,270	10,606
<b>Great Barrier Reef Marine Park Authority</b>							
Great Barrier Reef Field Management Special Account	31,969	10,359	16,130	16,130	-26,489	-	31,969
	34,283	15,486	12,740	12,740	-30,540	-	31,969
<b>Total: Great Barrier Reef Marine Park Authority</b>	31,969	10,359	16,130	16,130	-26,489	-	31,969
	34,283	15,486	12,740	12,740	-30,540	-	31,969

Budget Estimate - 2020-2021  
Estimated Actual - 2019-2020

	Opening Balance (\$'000)	Receipts (Non-Appropriated) (\$'000)	Receipts (Appropriated) (\$'000)	Payments (\$'000)	Adjustments (\$'000)	Closing Balance (\$'000)
<b>ATTORNEY-GENERAL'S PORTFOLIO</b>						
<b>Attorney-General's Department</b>						
Services for Other Entities and Trust Moneys - Attorney-General's Department Special Account	1,632	1,049	-	-1,039	-	1,642
	1,638	30	-	-36	-	1,632
<b>Total: Attorney-General's Department</b>	1,632	1,049	-	-1,039	-	1,642
	1,638	30	-	-36	-	1,632
<b>Australian Financial Security Authority</b>						
Common Investment Fund Equalisation Account	101	348	-	-348	-	101
	149	182	-	-230	-	101
Confiscated Assets Account	128,099	45,011	-	-58,573	-	114,537
	144,940	48,883	-	-65,724	-	128,099
Confiscated Assets Special Account	1	11	-	-11	-	1
	9	3	-	-11	-	1
<b>Total: Australian Financial Security Authority</b>	128,201	45,370	-	-58,932	-	114,639
	145,098	49,068	-	-65,965	-	128,201
<b>Australian Law Reform Commission</b>						
Law Reform Special Account	968	1	2,641	-2,642	-	968
	936	-	2,623	-2,591	-	968
<b>Total: Australian Law Reform Commission</b>	968	1	2,641	-2,642	-	968
	936	-	2,623	-2,591	-	968



Budget Estimate - 2020-2021  
Estimated Actual - 2019-2020

	Opening Balance (\$'000)	Receipts (Non-Appropriated) (\$'000)	Receipts (Appropriated) (\$'000)	Payments (\$'000)	Adjustments (\$'000)	Closing Balance (\$'000)
<b>Fair Work Ombudsman and Registered Organisations Commission Entity</b>						
Registered Organisations Commission Special Account	1,340	-	5,306	-5,306	-	1,340
	3,231	-	5,278	-7,169	-	1,340
<b>Total: Fair Work Ombudsman and Registered Organisations Commission Entity</b>	1,340	-	5,306	-5,306	-	1,340
	3,231	-	5,278	-7,169	-	1,340
<b>Federal Court of Australia</b>						
FCA Litigants' Fund Special Account 2017	-	15,000	-	-15,000	-	-
	-	-	-	-	-	-
Litigants' Fund Special Account	-	1,000	-	-1,000	-	-
	-	-	-	-	-	-
<b>Total: Federal Court of Australia</b>	-	16,000	-	-16,000	-	-
	-	-	-	-	-	-
<b>Safe Work Australia</b>						
Safe Work Australia Special Account	17,203	10,543	10,360	-20,903	-	17,203
	15,492	10,465	10,598	-19,352	-	17,203
<b>Total: Safe Work Australia</b>	17,203	10,543	10,360	-20,903	-	17,203
	15,492	10,465	10,598	-19,352	-	17,203

Budget Estimate - 2020-2021  
Estimated Actual - 2019-2020

Opening Balance (\$'000)	Receipts Appropriated (\$'000)	Receipts (Appropriated) (\$'000)	Payments (\$'000)	Adjustments (\$'000)	Closing Balance (\$'000)
795	245	-	-252	-	788
1,152	791	-	-1,148	-	795
795	245	-	-252	-	788
1,152	791	-	-1,148	-	795

**Seafarers Safety, Rehabilitation and Compensation Authority**

Seafarers Special Account 2018

**Total: Seafarers Safety, Rehabilitation and Compensation Authority**

Budget Estimate - 2020-2021  
Estimated Actual - 2019-2020

	Opening Balance (\$'000)	Receipts (Non-Appropriated) (\$'000)	Receipts (Appropriated) (\$'000)	Payments (\$'000)	Adjustments (\$'000)	Closing Balance (\$'000)
<b>DEFENCE PORTFOLIO</b>						
<b>Department of Defence</b>						
Defence Endowments Special Account*	-	-	-	-	-	-
	51	-	-	-	-51	-
Defence Endowments, Bequests and Other Trust Moneys Special Account 2019	153,085	206,878	-	-206,811	-	153,152
	-	157,294	-	-127,001	122,792	153,085
Services for Other Entities and Trust Moneys - Defence Special Account*	-	-	-	-	-	-
	115,237	11,961	-	-	-127,198	-
<b>Total: Department of Defence</b>	153,085	206,878	-	-206,811	-	153,152
	115,288	169,255	-	-127,001	-4,457	153,085
<b>Australian Signals Directorate</b>						
ASD Trust and Other Moneys Special Account 2018	13,081	-	-	-	-	13,081
	19,582	1,579	-	-8,080	-	13,081
<b>Total: Australian Signals Directorate</b>	13,081	-	-	-	-	13,081
	19,582	1,579	-	-8,080	-	13,081

Budget Estimate - 2020-2021  
Estimated Actual - 2019-2020

	Opening Balance (\$'000)	Receipts Appropriated (\$'000)	Receipts (Non-Appropriated) (\$'000)	Receipts (Appropriated) (\$'000)	Payments (\$'000)	Adjustments (\$'000)	Closing Balance (\$'000)
<b>Department of Veterans' Affairs</b>							
Anzac Centenary Public Fund Special Account	-	-	-	-	-	-	-
	5,133	830		18,300	-24,263		-
Defence Service Homes Insurance Account	3,425	45,629		120	-45,749		3,425
	4,476	143,749		-	-144,800		3,425
Services for Other Entities and Trust Moneys Special Account - Department of Veterans' Affairs	116	73		-	-72		117
	170	74		-	-128		116
<b>Total: Department of Veterans' Affairs</b>	<b>3,541</b>	<b>45,702</b>		<b>120</b>	<b>-45,821</b>		<b>3,542</b>
	<b>9,779</b>	<b>144,653</b>		<b>18,300</b>	<b>-169,191</b>		<b>3,541</b>

\* Denotes a special account which ceased during 2019-20.

Budget Estimate - 2020-2021  
Estimated Actual - 2019-2020

	Opening Balance (\$'000)	Receipts Appropriated (\$'000)	Receipts (Non-Appropriated) (\$'000)	Receipts (Appropriated) (\$'000)	Payments (\$'000)	Adjustments (\$'000)	Closing Balance (\$'000)
<b>EDUCATION, SKILLS AND EMPLOYMENT PORTFOLIO</b>							
<b>Department of Education, Skills and Employment</b>							
Early Years Quality Fund Special Account	42,143	-	-	-	-	-	42,143
	42,143	-	-	-	-	-	42,143
Education SOETM Special Account 2018	1,801	750	104	104	-1,854	-	801
	1,645	858	250	250	-952	-	1,801
Growth Fund Skills and Training Special Account 2015*	-	-	-	-	-	91	91
	1,689	-	-	-	-436	-1,253	-
HELP Tuition Protection Fund	1,428	1,329	5,116	5,116	-2,571	-	5,302
	-	-	1,500	1,500	-72	-	1,428
Overseas Students Tuition Fund	37,325	10,655	-	-	-7,633	-	40,347
	39,564	2,004	-	-	-4,243	-	37,325
Student Identifiers Special Account	4,307	5,607	-	-	-5,607	-	4,307
	6,927	1,168	-	-	-3,788	-	4,307
VSL Tuition Protection Fund	2,928	-	4,260	4,260	-2,290	-	4,898
	-	-	3,000	3,000	-72	-	2,928
<b>Total: Department of Education, Skills and Employment</b>	<b>89,932</b>	<b>18,341</b>	<b>9,480</b>	<b>9,480</b>	<b>-19,955</b>	<b>91</b>	<b>97,889</b>
	<b>91,968</b>	<b>4,030</b>	<b>4,750</b>	<b>4,750</b>	<b>-9,563</b>	<b>-1,253</b>	<b>89,932</b>

Budget Estimate - 2020-2021  
 Estimated Actual - 2019-2020

	Opening Balance (\$'000)	Receipts Appropriated (\$'000)	Receipts (Appropriated) (\$'000)	Payments (\$'000)	Adjustments (\$'000)	Closing Balance (\$'000)
<b>Australian Research Council</b>	1,031	-	2,791	-2,791	-	1,031
ARC Research Endowment Account	1,807	-	3,684	-4,460	-	1,031
<b>Total: Australian Research Council</b>	1,031	-	2,791	-2,791	-	1,031
	1,807	-	3,684	-4,460	-	1,031

\* Denotes a special account which ceased during 2019-20.

Budget Estimate - 2020-2021  
Estimated Actual - 2019-2020

	Opening Balance (\$'000)	Receipts (Non-Appropriated) (\$'000)	Receipts (Appropriated) (\$'000)	Payments (\$'000)	Adjustments (\$'000)	Closing Balance (\$'000)
<b>FINANCE PORTFOLIO</b>						
<b>Department of Finance</b>						
Aboriginal and Torres Strait Islander Land and Sea Future Fund Special Account	-	2,030,194	-	-2,030,194	-	-
	-	3,860,782	-	-3,860,782	-	-
Building Australia Fund Special Account	-	-	-	-	-	-
	-	4,556,330	-	-4,556,330	-	-
Comcover Special Account 2018	672,322	164,999	420,851	-587,601	-	670,571
	518,264	141,719	158,191	-145,852	-	672,322
Coordinated Procurement Contracting Special Account 2018	43,028	20,314	1,298	-16,982	-	47,658
	39,621	20,530	1,200	-18,323	-	43,028
DisabilityCare Australia Fund Special Account	-	16,726,587	4,712,500	-21,439,087	-	-
	840,000	28,390,328	4,640,588	-33,870,916	-	-
Education Investment Fund Special Account*	-	-	-	-	-	-
	-	6,977,968	-	-6,977,968	-	-
Emergency Response Fund Special Account	-	4,298,609	-	-4,298,609	-	-
	-	600,998	3,978,184	-4,579,182	-	-
Future Drought Fund Special Account	-	4,299,492	-	-4,299,492	-	-
	-	6,925,121	3,968,254	-10,893,375	-	-

Budget Estimate - 2020-2021  
Estimated Actual - 2019-2020

	Opening Balance (\$'000)	Receipts (Non-Appropriated) (\$'000)	Receipts (Appropriated) (\$'000)	Payments (\$'000)	Adjustments (\$'000)	Closing Balance (\$'000)
Medical Research Future Fund Special Account	-	18,110,949	3,212,051	-21,323,000	-	-
	-	41,711,484	7,830,490	-49,541,974	-	-
Property Special Account 2014	207,654	132,726	34,627	-165,894	-	209,113
	197,697	137,965	65,051	-193,059	-	207,654
SDO Special Account 2018	6,546	26,950	-	-26,804	-	6,692
	2,560	22,490	-	-18,504	-	6,546
<b>Total: Department of Finance</b>	929,550	45,810,820	8,381,327	-54,187,663	-	934,034
	1,598,142	93,345,715	20,641,958	-114,656,265	-	929,550
<b>Commonwealth Superannuation Corporation</b>						
CSC Special Account	42,372	124,061	-	-124,279	-	42,154
	44,528	118,457	-	-120,613	-	42,372
Services for Other Entities and Trust Moneys - ComSuper Special Account	-	-	-	-	-	-
	4,291	-	-	-	-	4,291
<b>Total: Commonwealth Superannuation Corporation</b>	42,372	124,061	-	-124,279	-	42,154
	48,819	118,457	-	-120,613	-	46,663
<b>Future Fund Management Agency</b>						
Future Fund Special Account	-	380,105	-	-380,105	-	-
	-	393,889	-	4,177,885	-4,571,774	-
<b>Total: Future Fund Management Agency</b>	-	380,105	-	-380,105	-	-
	-	393,889	-	4,177,885	-4,571,774	-

\* Denotes a special account which ceased during 2019-20.



Budget Estimate - 2020-2021  
Estimated Actual - 2019-2020

	Opening Balance (\$'000)	Receipts (Non-Appropriated) (\$'000)	Receipts (Appropriated) (\$'000)	Payments (\$'000)	Adjustments (\$'000)	Closing Balance (\$'000)
<b>FOREIGN AFFAIRS AND TRADE PORTFOLIO</b>						
<b>Department of Foreign Affairs and Trade</b>						
DFAT SOETM Special Account 2019	623	1,000	-	-1,000	-	623
	-	3,549	-	-2,926	-	623
Expo 2020 Dubai Special Account	17,514	-	-	-14,910	-	2,604
	34,974	1,044	-	-18,504	-	17,514
Overseas Property Special Account 2017	335,360	50,987	61,850	-212,422	-	235,775
	337,822	185,807	-	-188,269	-	335,360
Services for Other Entities and Trust Moneys - Foreign Affairs and Trade Special Account*	-	-	-	-	-	-
	1,810	-	-	-1,810	-	-
<b>Total: Department of Foreign Affairs and Trade</b>	<b>353,497</b>	<b>51,987</b>	<b>61,850</b>	<b>-228,332</b>	<b>-</b>	<b>239,002</b>
	<b>374,606</b>	<b>190,400</b>	<b>-</b>	<b>-211,509</b>	<b>-</b>	<b>353,497</b>
<b>Australian Centre for International Agricultural Research</b>						
Australian Centre for International Agricultural Research Account	7,508	8,348	-	-13,804	-	2,052
	8,851	11,460	-	-12,803	-	7,508
<b>Total: Australian Centre for International Agricultural Research</b>	<b>7,508</b>	<b>8,348</b>	<b>-</b>	<b>-13,804</b>	<b>-</b>	<b>2,052</b>
	<b>8,851</b>	<b>11,460</b>	<b>-</b>	<b>-12,803</b>	<b>-</b>	<b>7,508</b>

Budget Estimate - 2020-2021  
Estimated Actual - 2019-2020

	Opening Balance (\$'000)	Receipts Appropriated (\$'000)	Receipts (Non-Appropriated) (\$'000)	Receipts (Appropriated) (\$'000)	Payments (\$'000)	Adjustments (\$'000)	Closing Balance (\$'000)
<b>Australian Trade and Investment Commission</b>							
Austrade SOETM Special Account 2018	128	-	-	-	-	-	128
	128	-	-	-	-	-	128
<b>Total: Australian Trade and Investment Commission</b>	128	-	-	-	-	-	128
	128	-	-	-	-	-	128

\* Denotes a special account which ceased during 2019-20.

Budget Estimate - 2020-2021  
Estimated Actual - 2019-2020

	Opening Balance (\$'000)	Receipts (Non-Appropriated) (\$'000)	Receipts (Appropriated) (\$'000)	Payments (\$'000)	Adjustments (\$'000)	Closing Balance (\$'000)
<b>HEALTH PORTFOLIO</b>						
<b>Department of Health</b>						
Australian Immunisation Register Special Account 2016	4,388 3,363	3,853 4,440	7,133 7,146	-9,820 -10,561	- -	5,554 4,388
Gene Technology Account	8,907 8,759	130 150	7,870 8,057	-8,000 -8,059	- -	8,907 8,907
Human Pituitary Hormones Special Account 2015	- 2,010	- -	- -	- -115	- -1,895	- -
Industrial Chemicals Special Account	19,316 18,068	22,920 17,891	965 339	-23,985 -16,982	- -	19,216 19,316
Medicare Guarantee Fund (Health) Special Account	1,419,622 736,158	41,024,052 -	- 37,961,055	-41,024,052 -37,277,591	- -	1,419,622 1,419,622
MRFF Health Special Account	85,579 13,759	572,585 -	- 392,703	-597,935 -320,883	- -	60,229 85,579
Services for Other Entities and Trust Moneys - Department of Health and Ageing Special Account	28,881 22,040	16,845 11,724	9,442 10,577	-21,175 -15,460	- -	33,993 28,881
Sport and Recreation Special Account 2016	533 284	407 359	- -	-407 -110	- -	533 533

Budget Estimate - 2020-2021  
Estimated Actual - 2019-2020

	Opening Balance (\$'000)	Receipts (Non-Appropriated) (\$'000)	Receipts (Appropriated) (\$'000)	Payments (\$'000)	Adjustments (\$'000)	Closing Balance (\$'000)
Therapeutic Goods Administration Account	89,692	167,470	12,078	-182,544	-	86,696
	76,501	155,101	8,534	-150,444	-	89,692
<b>Total: Department of Health</b>	1,656,918	41,808,262	37,488	-41,867,918	-	1,634,750
	880,942	189,665	38,388,411	-37,800,205	-1,895	1,656,918
<b>Australian National Preventive Health Agency</b>	12,383	-	-	-	-	12,383
ANPHA Special Account	12,383	-	-	-	-	12,383
<b>Total: Australian National Preventive Health Agency</b>	12,383	-	-	-	-	12,383
	12,383	-	-	-	-	12,383
<b>Australian Radiation Protection and Nuclear Safety Agency</b>	1,192	12,720	17,891	-30,611	-	1,192
ARPANSA Account	1,346	13,039	12,953	-26,146	-	1,192
<b>Total: Australian Radiation Protection and Nuclear Safety Agency</b>	1,192	12,720	17,891	-30,611	-	1,192
	1,346	13,039	12,953	-26,146	-	1,192
<b>National Blood Authority</b>	200,399	1,547,247	6,172	-1,553,412	-	200,406
National Blood Account	175,343	1,200,670	9,817	-1,185,431	-	200,399
NMF Blood and Blood Products Special Account 2017	1,271	10,672	-	-10,672	-	1,271
	1,440	73,831	-	-74,000	-	1,271
<b>Total: National Blood Authority</b>	201,670	1,557,919	6,172	-1,564,084	-	201,677
	176,783	1,274,501	9,817	-1,259,431	-	201,670

Budget Estimate - 2020-2021  
Estimated Actual - 2019-2020

	Opening Balance (\$'000)	Receipts Appropriated (\$'000)	Receipts (Appropriated) (\$'000)	Payments (\$'000)	Adjustments (\$'000)	Closing Balance (\$'000)
<b>National Health and Medical Research Council</b>						
Medical Research Endowment Account	197,745	4,000	853,864	-891,256	-	164,353
	240,221	12,417	846,554	-901,447	-	197,745
<b>Total: National Health and Medical Research Council</b>	197,745	4,000	853,864	-891,256	-	164,353
	240,221	12,417	846,554	-901,447	-	197,745

Budget Estimate - 2020-2021  
Estimated Actual - 2019-2020

	Opening Balance (\$'000)	Receipts (Non-Appropriated) (\$'000)	Receipts (Appropriated) (\$'000)	Payments (\$'000)	Adjustments (\$'000)	Closing Balance (\$'000)
<b>HOME AFFAIRS PORTFOLIO</b>						
<b>Department of Home Affairs</b>						
Home Affairs SOETM Special Account 2018	1,339	-	-	-	-	1,339
	657	908	-	-226	-	1,339
POCA Programs Special Account 2018						
	5,144	17,313	-	-17,313	-	5,144
	545	22,258	-	-17,659	-	5,144
<b>Total: Department of Home Affairs</b>						
	6,483	17,313	-	-17,313	-	6,483
	1,202	23,166	-	-17,885	-	6,483
<b>Australian Criminal Intelligence Commission</b>						
National Policing Information Systems and Services Special Account	121,079	94,189	10,917	-145,736	-	80,449
	125,812	114,175	20,525	-139,433	-	121,079
<b>Total: Australian Criminal Intelligence Commission</b>						
	121,079	94,189	10,917	-145,736	-	80,449
	125,812	114,175	20,525	-139,433	-	121,079
<b>Australian Federal Police</b>						
Services for Other Entities and Trust Moneys - Australian Federal Police Special Account	12,103	11,383	5,249	-53,764	37,132	12,103
	9,996	13,870	3,738	-15,499	-	12,105
<b>Total: Australian Federal Police</b>						
	12,103	11,383	5,249	-53,764	37,132	12,103
	9,996	13,870	3,738	-15,499	-	12,105

Budget Estimate - 2020-2021  
Estimated Actual - 2019-2020

	Opening Balance (\$'000)	Receipts (Non- Appropriated) (\$'000)	Receipts (Appropriated) (\$'000)	Payments (\$'000)	Adjustments (\$'000)	Closing Balance (\$'000)
<b>Australian Institute of Criminology</b>	3,172	2,025	-	-2,025	-	3,172
Criminology Research Special Account	1,883	2,680	-	-1,391	-	3,172
<b>Total: Australian Institute of Criminology</b>	3,172	2,025	-	-2,025	-	3,172
	1,883	2,680	-	-1,391	-	3,172

Budget Estimate - 2020-2021  
Estimated Actual - 2019-2020

	Opening Balance (\$'000)	Receipts (Non-Appropriated) (\$'000)	Receipts (Appropriated) (\$'000)	Payments (\$'000)	Adjustments (\$'000)	Closing Balance (\$'000)
<b>INDUSTRY, SCIENCE, ENERGY AND RESOURCES PORTFOLIO</b>						
<b>Department of Industry, Science, Energy and Resources</b>						
ABCB Special Account 2019	10,364	6,640	5,000	-11,640	-	10,364
	9,381	6,604	5,000	-10,621	-	10,364
Clean Energy Finance Corporation Special Account	5,419,000	850,000	-	-550,000	-	5,719,000
	-	-	-	-	5,419,000	5,419,000
Clean Energy Initiative Special Account*	-	-	-	-	-	-
	28,078	-	-	-257	-27,821	-
Energy Special Account 2015	16,269	376	5,466	-12,415	-	9,696
	16,081	4,076	-	-3,888	-	16,269
Innovation, Science and Technology - Donations, Bequests and Sponsorship Special Account 2016	767	154	-	-154	-	767
	1,700	1,312	-	-2,245	-	767
National Offshore Petroleum Titles Administrator Special Account	5,277	16,610	-	-15,672	-	6,215
	3,218	18,495	-	-16,436	-	5,277
Ranger Rehabilitation Special Account 2017	530,761	1,387	-	-	-	532,148
	75,231	455,530	-	-	-	530,761
Services for Other Entities and Trust Moneys - Department of Innovation, Industry, Science and Research Special Account	11,254	-	-	-2,419	-8,835	-
	14,534	180	-	-3,460	-	11,254
<b>Total: Department of Industry, Science, Energy and Resources</b>	<b>5,993,692</b>	<b>875,167</b>	<b>10,466</b>	<b>-592,300</b>	<b>-8,835</b>	<b>6,278,190</b>
	<b>148,223</b>	<b>486,197</b>	<b>5,000</b>	<b>-36,907</b>	<b>5,391,179</b>	<b>5,993,692</b>



Budget Estimate - 2020-2021  
Estimated Actual - 2019-2020

	Opening Balance (\$'000)	Receipts (Non- Appropriated) (\$'000)	Receipts (Appropriated) (\$'000)	Payments (\$'000)	Adjustments (\$'000)	Closing Balance (\$'000)
<b>Clean Energy Regulator</b>						
Renewable Energy Special Account	82	3,500	-	-3,500	-	82
	69	19,686	-	-19,673	-	82
<b>Total: Clean Energy Regulator</b>	82	3,500	-	-3,500	-	82
	69	19,686	-	-19,673	-	82
<b>IP Australia</b>						
Intellectual Property Special Account 2017	22,992	199,262	358	-202,603	-	20,009
	45,209	201,275	362	-224,437	583	22,992
<b>Total: IP Australia</b>	22,992	199,262	358	-202,603	-	20,009
	45,209	201,275	362	-224,437	583	22,992

\* Denotes a special account which ceased during 2019-20.

Budget Estimate - 2020-2021  
Estimated Actual - 2019-2020

	Opening Balance (\$'000)	Receipts (Non-Appropriated) (\$'000)	Receipts (Appropriated) (\$'000)	Payments (\$'000)	Adjustments (\$'000)	Closing Balance (\$'000)
<b>INFRASTRUCTURE, TRANSPORT, REGIONAL DEVELOPMENT AND COMMUNICATIONS PORTFOLIO</b>						
<b>Department of Infrastructure, Transport, Regional Development and Communications</b>						
Art Rental Special Account 2016	2,061	3,570	-	-3,537	-	2,094
	1,185	2,901	-	-2,025	-	2,061
Christmas Island Phosphate Mining Rehabilitation Special Account 2016	2,377	1,300	-	-1,300	-	2,377
	2,927	992	-	-1,542	-	2,377
Cultural Special Account	907	251	271	-717	-	712
	734	501	-	-328	-	907
Indian Ocean Territories Special Account 2014	6,586	19,087	-	-19,087	-	6,586
	1,028	17,551	-	-11,993	-	6,586
Indigenous Repatriation Special Account 2016	2,591	-	680	-1,884	-	1,387
	2,829	844	-	-1,082	-	2,591
Jervis Bay Territory Special Account 2014	336	1,274	-	-1,274	-	336
	157	1,478	-	-1,299	-	336
Melbourne Airport New Runway Land Acquisition Special Account	48	100	-	-100	-	48
	116	32	-	-100	-	48
National Cultural Heritage Account	-	-	500	-500	-	-
	30	470	-	-500	-	-

Budget Estimate - 2020-2021  
Estimated Actual - 2019-2020

	Opening Balance (\$'000)	Receipts (Non-Appropriated) (\$'000)	Receipts (Appropriated) (\$'000)	Payments (\$'000)	Adjustments (\$'000)	Closing Balance (\$'000)
Public Interest Telecommunications Services Special Account	17,793 68	- 262,226	362,356 100,000	-341,589 -344,501	- -	38,560 17,793
<b>Total: Department of Infrastructure, Transport, Regional Development and Communications</b>	32,699 9,074	25,582 286,995	363,807 100,000	-369,988 -363,370	- -	52,100 32,699
<b>Australian Communications and Media Authority</b>	1,796 4,252	- 995	25,354 17,353	-25,354 -18,678	- -2,126	1,796 1,796
Online Safety Special Account						
<b>Total: Australian Communications and Media Authority</b>	1,796 4,252	- 995	25,354 17,353	-25,354 -18,678	- -2,126	1,796 1,796

Budget Estimate - 2020-2021  
Estimated Actual - 2019-2020

	Opening Balance (\$'000)	Receipts Appropriated (\$'000)	Receipts (Appropriated) (\$'000)	Payments (\$'000)	Adjustments (\$'000)	Closing Balance (\$'000)
<b>PRIME MINISTER AND CABINET PORTFOLIO</b>						
<b>Department of the Prime Minister and Cabinet</b>						
Aboriginal and Torres Strait Islander Corporations Unclaimed Money Account	979	-	-	-	-979	-
Aboriginals Benefit Account	9,154	-	-	-	-9,154	-
DPM&C SOETM Special Account 2018	1,864	100	-	-327	-1,637	-
Indigenous Remote Service Delivery Special Account	25,782	-	-	-	-25,782	-
<b>Total: Department of the Prime Minister and Cabinet</b>	<b>37,779</b>	<b>100</b>	<b>-</b>	<b>-327</b>	<b>-37,552</b>	<b>-</b>

Budget Estimate - 2020-2021  
Estimated Actual - 2019-2020

	Opening Balance (\$'000)	Receipts (Non-Appropriated) (\$'000)	Receipts (Appropriated) (\$'000)	Payments (\$'000)	Adjustments (\$'000)	Closing Balance (\$'000)
<b>National Indigenous Australians Agency</b>						
Aboriginal and Torres Strait Islander Corporations Unclaimed Money Account	987	50	-	-50	-	987
	-	1,030	-	-43	-	987
Aboriginals Benefit Account	9,793	1,034,990	387,253	-1,422,243	-	9,793
	-	1,380,399	397,233	-1,767,839	-	9,793
Indigenous Land and Sea Corporation Funding Special Account	-	54,847	-	-54,847	-	-
	-	54,143	-	-54,143	-	-
IRSD Special Account 2020	11,400	7,000	-	-8,900	-	9,500
	-	26,383	1,431	-16,414	-	11,400
NIAA SOETM Special Account 2020	2,173	50	-	-1,405	-	818
	-	2,187	50	-64	-	2,173
<b>Total: National Indigenous Australians Agency</b>	<b>24,353</b>	<b>1,096,937</b>	<b>387,253</b>	<b>-1,487,445</b>	<b>-</b>	<b>21,098</b>
	<b>-</b>	<b>1,464,142</b>	<b>398,714</b>	<b>-1,838,503</b>	<b>-</b>	<b>24,353</b>

Budget Estimate - 2020-2021  
Estimated Actual - 2019-2020

	Opening Balance (\$'000)	Receipts (Non-Appropriated) (\$'000)	Receipts (Appropriated) (\$'000)	Payments (\$'000)	Adjustments (\$'000)	Closing Balance (\$'000)
<b>SOCIAL SERVICES PORTFOLIO</b>						
<b>Department of Social Services</b>						
National Disability Research Special Account 2016#	983	-	-	-202	-781	-
	1,559	-	-	-576	-	983
National Disability Research Special Account 2020	-	-	-	-781	781	-
	-	-	-	-	-	-
Services for Other Entities and Trust Moneys - FAHCSIA Special Account	5,152	10,434	-	-3,400	-	12,186
	397	10,444	-	-5,689	-	5,152
Social and Community Services Pay Equity Special Account	501,020	-	576,464	-547,108	-	530,376
	400,407	1,250	509,900	-410,537	-	501,020
<b>Total: Department of Social Services</b>	507,155	10,434	576,464	-551,491	-	542,562
	402,363	11,694	509,900	-416,802	-	507,155
<b>Digital Transformation Agency</b>						
ICT Coordinated Procurement Special Account 2017	91,237	29,519	-	-23,921	-	96,835
	191,476	310,185	-	-314,686	-95,738	91,237
<b>Total: Digital Transformation Agency</b>	91,237	29,519	-	-23,921	-	96,835
	191,476	310,185	-	-314,686	-95,738	91,237

Budget Estimate - 2020-2021  
Estimated Actual - 2019-2020

	Opening Balance (\$'000)	Receipts (Non-Appropriated) (\$'000)	Receipts (Appropriated) (\$'000)	Payments (\$'000)	Adjustments (\$'000)	Closing Balance (\$'000)
<b>Services Australia</b>						
Child Support Account	56,854	1,619,772	1,686	-1,670,051	48,593	56,854
	74,117	1,624,118	1,101	-1,661,250	18,768	56,854
Recovery of Compensation for Health Care and Other Services Special Account 2015	103,097	345,107	-	-345,107	-	103,097
	72,112	354,506	-	-314,791	-8,730	103,097
Services Australia SOETM Special Account 2020	28	600	-	-600	-	28
	-	-	-	-	28	28
Services for Other Entities and Trust Moneys - Department of Human Services Special Account*	88	1,601	-	-1,655	-34	-
	-	-	-	-	-	-
<b>Total: Services Australia</b>	159,979	1,965,479	1,686	-2,015,758	48,593	159,979
	146,317	1,980,225	1,101	-1,977,696	10,032	159,979

\* Denotes a special account which ceased during 2019-20.

# Denotes a special account which ceased during 2020-21.

Budget Estimate - 2020-2021  
Estimated Actual - 2019-2020

	Opening Balance (\$'000)	Receipts (Non-Appropriated) (\$'000)	Receipts (Appropriated) (\$'000)	Payments (\$'000)	Adjustments (\$'000)	Closing Balance (\$'000)
<b>TREASURY PORTFOLIO</b>						
<b>Department of the Treasury</b>						
COAG Reform Fund	-	19,035,379	-	-19,035,379	-	-
	-	2,322,278	8,647,666	-10,969,944	-	-
Fuel Indexation (Road Funding) Special Account	-	-	730,000	-730,000	-	-
Medicare Guarantee Fund (Treasury) Special Account	-	41,024,052	-	-41,024,052	-	-
	-	-	37,961,055	-37,961,055	-	-
National Housing Finance and Investment Corporation Special Account	449,817	429,450	270,000	-464,332	-	684,935
	239,677	212,000	310,000	-311,860	-	449,817
<b>Total: Department of the Treasury</b>	449,817	60,488,881	270,000	-60,523,763	-	684,935
	239,677	2,534,278	47,648,721	-49,972,859	-	449,817
<b>Australian Competition and Consumer Commission</b>						
Services for Other Entities and Trust Moneys - Australian Competition and Consumer Commission Special Account	-	-	-	-	-	-
	54	-	-	-	-	54
<b>Total: Australian Competition and Consumer Commission</b>	-	-	-	-	-	-
	54	-	-	-	-	54



Budget Estimate - 2020-2021  
Estimated Actual - 2019-2020

	Opening Balance (\$'000)	Receipts (Non-Appropriated) (\$'000)	Receipts (Appropriated) (\$'000)	Payments (\$'000)	Adjustments (\$'000)	Closing Balance (\$'000)
<b>Australian Office of Financial Management</b>						
Australian Business Securitisation Fund Special Account	235,314	14,662	-	-445,578	250,000	54,398
	-	-	-	-14,686	250,000	235,314
Structured Finance Support (Coronavirus Economic Response) Fund Special Account	13,316,015	642,266	-	-5,746,064	-	8,212,217
	-	28,159	-	-1,712,144	15,000,000	13,316,015
<b>Total: Australian Office of Financial Management</b>	<b>13,551,329</b>	<b>656,928</b>	<b>-</b>	<b>-6,191,642</b>	<b>250,000</b>	<b>8,266,615</b>
	-	28,159	-	-1,726,830	15,250,000	13,551,329
<b>Australian Prudential Regulation Authority</b>						
Australian Prudential Regulation Authority Special Account	72,828	182,570	8,207	-223,104	-	40,501
	71,678	188,087	23,606	-210,543	-	72,828
Financial Claims Scheme Special Account	835	-	-	-	-	835
	835	-	-	-	-	835
Private Health Insurance Risk Equalisation Special Account	-	450,000	-	-450,000	-	-
	-	472,666	-	-472,666	-	-
<b>Total: Australian Prudential Regulation Authority</b>	<b>73,663</b>	<b>632,570</b>	<b>8,207</b>	<b>-673,104</b>	<b>-</b>	<b>41,336</b>
	72,513	660,753	23,606	-683,209	-	73,663
<b>Australian Securities and Investments Commission</b>						
Enforcement Special Account 2016	39,599	-	59,221	-70,065	-	28,755
	62,954	7,549	41,195	-72,099	-	39,599
<b>Total: Australian Securities and Investments Commission</b>	<b>39,599</b>	<b>-</b>	<b>59,221</b>	<b>-70,065</b>	<b>-</b>	<b>28,755</b>
	62,954	7,549	41,195	-72,099	-	39,599

Budget Estimate - 2020-2021  
Estimated Actual - 2019-2020

	Opening Balance (\$'000)	Receipts (Non-Appropriated) (\$'000)	Receipts (Appropriated) (\$'000)	Payments (\$'000)	Adjustments (\$'000)	Closing Balance (\$'000)
<b>Australian Taxation Office</b>						
Australian Charities and Not-for-profits Commission Special Account	5,441	-	19,766	-19,708	-	5,499
	4,246	-	16,338	-15,143	-	5,441
Superannuation Holding Accounts Special Account	75,657	-	28,600	-11,800	-	92,457
	84,430	-	17,410	-26,183	-	75,657
<b>Total: Australian Taxation Office</b>	81,098	-	48,366	-31,508	-	97,956
	88,676	-	33,748	-41,326	-	81,098
<b>Royal Australian Mint</b>						
Royal Australian Mint Special Account	54,841	192,575	-	-188,363	-	59,053
	52,292	169,588	-	-167,039	-	54,841
<b>Total: Royal Australian Mint</b>	54,841	192,575	-	-188,363	-	59,053
	52,292	169,588	-	-167,039	-	54,841

## Part 2: Staffing of Agencies



## Estimates of Average Staffing Levels of agencies in the Australian General Government Sector

This Part reports on Average Staffing Levels (ASL) at the portfolio and agency level. Estimates are presented for the Budget year (2020-21). ASL outcomes for 2019-20 are published by agencies in their Portfolio Budget Statements and data will also be published later this month in Annual Reports.

The aggregate staffing profile for the General Government Sector and the associated commentary is presented in the *Preface* of Budget Paper No. 4.

The tables below include estimates of ASL provided by General Government Sector agencies. ASL figures reflect the average number of employees receiving salary or wages over the financial year, with adjustments for casual and part-time staff to show the full-time equivalent. It also includes uniformed staff and overseas personnel. The ASL figures exclude contractors. Any minor discrepancies in totals are due to rounding of partial ASL.

**Table 2: Estimates of ASL of agencies in the Australian General Government Sector**

<b>Agriculture, Water and the Environment (a)</b>	
	<b>2020-21</b>
	<b>Average Staffing Levels</b>
Department of Agriculture, Water and the Environment	6,047
Australian Fisheries Management Authority	177
Australian Pesticides and Veterinary Medicines Authority	187
Bureau of Meteorology	1,562
Cotton Research and Development Corporation	15
Director of National Parks	327
Fisheries Research and Development Corporation	17
Grains Research and Development Corporation	79
Great Barrier Reef Marine Park Authority	238
Murray-Darling Basin Authority	266
Regional Investment Corporation	88
Rural Industries Research and Development Corporation	22
Sydney Harbour Federation Trust	63
Wine Australia	53
<b>Total</b>	<b>9,140</b>

(a) The 2020-21 ASL estimates in this portfolio reflect the February 2020 Machinery of Government (MoG) transfer of a number of agencies and functions from the former Environment and Energy portfolio, including the Bureau of Meteorology and the Director of National Parks.

Part 2: Staffing of Agencies

<b>Attorney-General's (a)</b>	
	<b>2020-21 Average Staffing Levels</b>
Attorney-General's Department	1,695
Administrative Appeals Tribunal	603
Asbestos Safety and Eradication Agency	12
Australian Building and Construction Commission	162
Australian Commission for Law Enforcement Integrity	88
Australian Financial Security Authority	487
Australian Human Rights Commission	116
Australian Law Reform Commission	11
Comcare	630
Commonwealth Integrity Commission	76
Fair Work Commission	321
Fair Work Ombudsman and the Registered Organisations Commission	819
Federal Court of Australia	1,140
High Court of Australia	76
National Archives of Australia	345
Office of Parliamentary Counsel	120
Office of the Australian Information Commissioner	124
Office of the Commonwealth Ombudsman	220
Office of the Director of Public Prosecutions	417
Office of the Inspector-General of Intelligence and Security	55
Safe Work Australia	101
<b>Total</b>	<b>7,618</b>

(a) The 2020-21 ASL estimates in this portfolio reflect the September 2019 MoG transfer of a number of agencies and functions from the former Jobs and Small Business portfolio, including Comcare and the Fair Work Ombudsman and the Registered Organisations Commission.

<b>Defence</b>	
	<b>2020-21</b>
	<b>Average Staffing Levels</b>
Department of Defence – Civilian	16,313
Department of Defence – Military	60,826
Department of Defence – Reserves	21,061
Department of Veterans' Affairs	1,615
Australian Signals Directorate	*
Australian War Memorial	306
Defence Housing Australia	643
<b>Total</b>	<b>100,764</b>

\* not disclosed

<b>Departments of the Parliament</b>	
	<b>2020-21</b>
	<b>Average Staffing Levels</b>
Department of Parliamentary Services	939
Department of the House of Representatives	160
Department of the Senate	172
Parliamentary Budget Office	44
<b>Total</b>	<b>1,315</b>

<b>Education, Skills and Employment (a)</b>	
	<b>2020-21</b>
	<b>Average Staffing Levels</b>
Department of Education, Skills and Employment	3,542
Australian Curriculum, Assessment and Reporting Authority	97
Australian Institute for Teaching and School Leadership Limited	71
Australian Research Council	136
Australian Skills Quality Authority (National Vocational Education and Training Regulator)	199
Tertiary Education Quality and Standards Agency	100
<b>Total</b>	<b>4,145</b>

(a) The 2020-21 ASL estimates in this portfolio reflect the September 2019 MoG and February 2020 MoG exchanges of employment, skills and training functions with the former Employment, Skills, Small and Family Business portfolio, and the September 2019 MoG transfer of a number of industrial relations agencies and functions to the Attorney General's portfolio, including Comcare and the Fair Work Ombudsman and the Registered Organisations Commission.

Part 2: Staffing of Agencies

<b>Finance</b>	
	<b>2020-21 Average Staffing Levels</b>
Department of Finance	1,259
Australian Electoral Commission	788
Commonwealth Superannuation Corporation	476
Future Fund Management Agency	198
Independent Parliamentary Expenses Authority	52
<b>Total</b>	<b>2,773</b>

<b>Foreign Affairs and Trade</b>	
	<b>2020-21 Average Staffing Levels</b>
Department of Foreign Affairs and Trade	5,849
Australian Centre for International Agricultural Research	78
Australian Secret Intelligence Service	*
Australian Trade and Investment Commission	1,027
Tourism Australia	207
<b>Total</b>	<b>7,162</b>

\* not disclosed



<b>Health (a)</b>	
	<b>2020-21 Average Staffing Levels</b>
Department of Health	3,885
Aged Care Quality and Safety Commission	533
Australian Commission on Safety and Quality in Health Care	86
Australian Digital Health Agency	250
Australian Institute of Health and Welfare	324
Australian National Preventative Health Agency	0
Australian Radiation Protection and Nuclear Safety Agency	138
Australian Sports Anti-Doping Authority	0
Australian Sports Commission (Australian Institute of Sport)	489
Australian Sports Foundation Limited	11
Cancer Australia	71
Food Standards Australia New Zealand	107
Independent Hospital Pricing Authority	1
National Blood Authority	52
National Health and Medical Research Council	178
National Health Funding Body	21
National Mental Health Commission	29
Sport Integrity Australia	71
Organ and Tissue Authority	28
Professional Services Review Scheme	28
<b>Total</b>	<b>6,302</b>

(a) The 2020-21 ASL estimates in this portfolio reflect the establishment of Sports Integrity Australia, which was partially offset by movements of staff from the Department of Health and the abolition of the Australian Sports Anti-Doping Authority.

Part 2: Staffing of Agencies

<b>Home Affairs (a)</b>	
	<b>2020-21 Average Staffing Levels</b>
Department of Home Affairs	14,618
Australian Criminal Intelligence Commission	797
Australian Federal Police	6,781
Australian Institute of Criminology	35
Australian Security Intelligence Organisation	1,930
Australian Transaction Reports and Analysis Centre	428
<b>Total</b>	<b>24,589</b>

(a) The 2020-21 ASL estimates in this portfolio reflect the September 2019 MoG transfer of staff and functions from the former Education and Training and the Social Services portfolios.

<b>Industry, Science, Energy and Resources (a)</b>	
	<b>2020-21 Average Staffing Levels</b>
Department of Industry, Science, Energy and Resources	3,093
Australian Institute of Marine Science	283
Australian Nuclear Science and Technology Organisation	1,368
Australian Renewable Energy Agency	2
Clean Energy Finance Corporation	139
Clean Energy Regulator	322
Climate Change Authority	9
Commonwealth Scientific and Industrial Research Organisation	5,351
Geoscience Australia	600
IP Australia	1,054
National Offshore Petroleum Safety and Environmental Management Authority	135
Northern Australia Infrastructure Facility	1
<b>Total</b>	<b>12,357</b>

(a) The 2020-21 ASL estimates in this portfolio reflect the February 2020 MoG transfer of a number of the Energy agencies and functions from the former Environment and Energy portfolio, including the Clean Energy Regulator and the Clean Energy Finance Corporation.

<b>Infrastructure, Transport, Regional Development and Communications (a)</b>	
	<b>2020-21</b>
	<b>Average Staffing Levels</b>
Department of Infrastructure, Transport, Regional Development and Communications	1,598
Australia Business Arts Foundation Ltd	17
Australia Council	108
Australian Broadcasting Corporation	4,030
Australian Communications and Media Authority	451
Australian Film, Television and Radio School	145
Australian Maritime Safety Authority	448
Australian National Maritime Museum	125
Australian Transport Safety Bureau	107
Bundanon Trust	23
Civil Aviation Safety Authority	831
Infrastructure Australia	45
National Capital Authority	58
National Faster Rail Agency	11
National Film and Sound Archive of Australia	164
National Gallery of Australia	217
National Library of Australia	371
National Museum of Australia	226
National Portrait Gallery of Australia	49
National Transport Commission	41
North Queensland Water Infrastructure Authority	10
Screen Australia	97
Special Broadcasting Service Corporation	1,158
<b>Total</b>	<b>10,329</b>

(a) The 2020-21 ASL estimates in this portfolio reflect the February 2020 MoG transfer of agencies and functions from the former Communications and the Arts portfolio.

Part 2: Staffing of Agencies

<b>Prime Minister and Cabinet</b>	
	<b>2020-21 Average Staffing Levels</b>
Department of the Prime Minister and Cabinet	1,067
Aboriginal Hostels Limited	386
Australian Institute of Aboriginal and Torres Strait Islander Studies	141
Australian National Audit Office	321
Australian Public Service Commission	212
Indigenous Business Australia	203
Indigenous Land and Sea Corporation	265
National Australia Day Council Limited	12
National Drought and North Queensland Flood Response and Recovery Agency	81
National Indigenous Australians Agency	1,210
Office of National Intelligence	307
Office of the Official Secretary to the Governor-General	83
Old Parliament House	70
Outback Stores Pty Ltd	167
Torres Strait Regional Authority	154
Workplace Gender Equality Agency	33
<b>Total</b>	<b>4,712</b>

<b>Social Services (a)</b>	
	<b>2020-21 Average Staffing Levels</b>
Department of Social Services	1,887
Services Australia	27,650
Digital Transformation Agency	182
Australian Institute of Family Studies	82
National Disability Insurance Scheme Launch Transition Agency	4,000
NDIS Quality and Safeguards Commission	350
<b>Total</b>	<b>34,151</b>

(a) The 2020-21 ASL estimates in this portfolio reflect the September 2019 MoG transfer of the Digital Transformation Agency from the Prime Minister and Cabinet portfolio.

<b>Treasury</b>	
	<b>2020-21 Average Staffing Levels</b>
Department of the Treasury	1,092
Australian Bureau of Statistics	2,835
Australian Competition and Consumer Commission	1,184
Australian Office of Financial Management	50
Australian Prudential Regulation Authority	785
Australian Securities and Investments Commission	2,084
Australian Taxation Office	18,368
Commonwealth Grants Commission	34
Financial Adviser Standards and Ethics Authority Ltd	10
Infrastructure and Project Financing Agency	23
Inspector-General of Taxation	35
National Competition Council	1
National Housing Finance and Investment Corporation	13
Office of the Auditing and Assurance Standards Board	8
Office of the Australian Accounting Standards Board	22
Productivity Commission	172
Royal Australian Mint	239
<b>Total</b>	<b>26,954</b>



# Part 3: Expenses and Net Capital Investment





## **Part 3: Expenses and Net Capital Investment**

This Part reports on departmental expenses and net capital investment, by agency. The data are presented on the same basis as data in Statement 6 of Budget Paper No. 1. Both sets of data are presented on the basis of external accounting and financial reporting standards. These standards present information in terms of accrued expenses and accrued revenue.

The main external standards used are:

- the Australian Bureau of Statistics' (ABS) accrual Government Finance Statistics (GFS) publication, Australian System of Government Finance Statistics: Concepts, Sources and Methods, 2015 (cat no. 5514.0), which in turn is based on the International Monetary Fund (IMF) accrual GFS framework
- Australian Accounting Standards (AAS), being AASB 1049 Whole of Government and General Government Sector Financial Reporting (AASB 1049) and other applicable Australian Equivalents to International Financial Reporting Standards (AEIFRS).

Machinery of government changes have implications for how information is presented in the tables in this Part. For example, if an agency was abolished in a particular year, it will have estimated expenses for reflecting expenditure in part of that year. If an agency was created in a particular year, it will have estimated expenses for both that year and for the out years.

## Departmental Expenses Table

Table 3.1 presents departmental expenses by agency. Departmental expenses reduce the net worth of agencies. It includes expenses controlled by agencies such as payment of wages and purchases of goods and services. It excludes administered expenses – not controlled by agencies – paid on behalf of government such as social benefits and grants to the States. It also excludes net capital investment, which does not reduce net worth.

**Table 3.1: Departmental Expenses Table**

	Estimates			
	2020-21	2021-22	2022-23	2023-24
	\$m	\$m	\$m	\$m
<b>Agriculture, Water and the Environment</b>				
Bureau of Meteorology	454	460	486	474
Department of Agriculture, Water and the Environment	1,464	1,432	1,321	1,258
<b>Total</b>	<b>1,919</b>	<b>1,892</b>	<b>1,808</b>	<b>1,731</b>
<b>Attorney-General's</b>				
Attorney-General's Department	387	372	336	341
Comcare	263	263	264	262
High Court of Australia	27	28	28	28
National Archives of Australia	94	92	94	93
<b>Total</b>	<b>772</b>	<b>756</b>	<b>722</b>	<b>725</b>
<b>Defence</b>				
Australian Signals Directorate	859	929	907	945
Australian War Memorial	55	57	54	52
Defence Housing Australia	848	858	797	808
Department of Defence	36,751	37,796	39,641	41,766
Department of Veterans' Affairs	453	321	330	330
<b>Total</b>	<b>38,967</b>	<b>39,961</b>	<b>41,729</b>	<b>43,901</b>
<b>Education, Skills and Employment</b>				
Australian Research Council	24	24	24	24
Department of Education, Skills and Employment	974	953	842	848
<b>Total</b>	<b>998</b>	<b>977</b>	<b>866</b>	<b>872</b>
<b>Finance</b>				
Department of Finance	1,042	538	545	569
Future Fund Management Agency	141	148	152	157
<b>Total</b>	<b>1,183</b>	<b>686</b>	<b>696</b>	<b>726</b>
<b>Foreign Affairs and Trade</b>				
Department of Foreign Affairs and Trade	1,928	1,772	1,769	1,784
<b>Total</b>	<b>1,928</b>	<b>1,772</b>	<b>1,769</b>	<b>1,784</b>

**Table 3.1: Departmental Expenses Table (continued)**

	Estimates			
	2020-21 \$m	2021-22 \$m	2022-23 \$m	2023-24 \$m
<b>Health</b>				
Department of Health	1,010	891	858	861
National Blood Authority	10	10	10	10
National Health and Medical Research Council	57	55	55	55
<b>Total</b>	<b>1,077</b>	<b>957</b>	<b>923</b>	<b>926</b>
<b>Home Affairs</b>				
Australian Federal Police	1,579	1,565	1,548	1,530
Australian Security Intelligence Organisation	602	577	591	573
Department of Home Affairs	3,307	2,999	2,936	2,884
<b>Total</b>	<b>5,488</b>	<b>5,141</b>	<b>5,075</b>	<b>4,988</b>
<b>Industry, Science, Energy and Resources</b>				
Australian Nuclear Science and Technology Organisation	452	477	463	455
Clean Energy Finance Corporation	145	140	151	153
Commonwealth Scientific and Industrial Research Organisation	1,490	1,434	1,443	1,460
Department of Industry, Science, Energy and Resources	733	650	625	601
Geoscience Australia	250	264	261	236
<b>Total</b>	<b>3,071</b>	<b>2,966</b>	<b>2,943</b>	<b>2,905</b>
<b>Infrastructure, Transport, Regional Development and Communications</b>				
Australian Broadcasting Corporation	1,119	1,128	1,116	1,124
Australian Communications and Media Authority	112	120	121	99
Department of Infrastructure, Transport, Regional Development and Communications	402	365	329	328
National Capital Authority	14	13	13	13
National Gallery of Australia	84	79	80	82
National Library of Australia	82	77	73	71
<b>Total</b>	<b>1,813</b>	<b>1,782</b>	<b>1,732</b>	<b>1,718</b>
<b>Parliament</b>				
Department of Parliamentary Services	186	188	182	183
<b>Total</b>	<b>186</b>	<b>188</b>	<b>182</b>	<b>183</b>
<b>Prime Minister and Cabinet</b>				
Department of the Prime Minister and Cabinet	254	217	193	193
Indigenous Business Australia	275	248	253	255
Indigenous Land and Sea Corporation	102	111	83	84
National Indigenous Australians Agency	275	264	260	260
<b>Total</b>	<b>905</b>	<b>840</b>	<b>789</b>	<b>792</b>

**Table 3.1: Departmental Expenses Table (continued)**

	Estimates			
	2020-21 \$m	2021-22 \$m	2022-23 \$m	2023-24 \$m
<b>Social Services</b>				
Department of Social Services	428	391	370	364
National Disability Insurance Scheme Launch				
Transition Agency (NDIA)(c)	23,375	25,426	25,623	25,723
NDIA administered in nature	21,853	23,941	24,158	24,453
NDIA departmental in nature	1,522	1,485	1,465	1,270
Services Australia	5,542	4,699	4,179	4,040
<b>Total</b>	<b>29,345</b>	<b>30,516</b>	<b>30,172</b>	<b>30,127</b>
<b>Treasury</b>				
Australian Bureau of Statistics	503	675	442	402
Australian Office of Financial Management	18	18	18	18
Australian Prudential Regulation Authority	205	216	202	203
Australian Securities and Investments Commission	500	484	459	454
Australian Taxation Office	4,228	4,006	3,779	3,255
Department of the Treasury	270	267	246	225
<b>Total</b>	<b>5,725</b>	<b>5,665</b>	<b>5,147</b>	<b>4,556</b>
<b>Small agencies</b>	<b>8,508</b>	<b>7,978</b>	<b>7,419</b>	<b>7,341</b>
<b>Whole of government and inter-agency amounts(a)</b>	<b>-1,276</b>	<b>-1,219</b>	<b>-1,671</b>	<b>-1,583</b>
<b>AEIFRS expenses considered other economic flows(b)</b>	<b>-847</b>	<b>-925</b>	<b>-1,028</b>	<b>-1,152</b>
<b>Total departmental expenses</b>	<b>99,761</b>	<b>99,933</b>	<b>99,273</b>	<b>100,539</b>
Less: NDIA administered in nature(c)	21,853	23,941	24,158	24,453
Total excluding NDIA administered in nature	77,908	75,992	75,115	76,086

(a) Estimates of inter-agency transactions are included in the whole-of-government and inter-agency amounts. The entry for each portfolio does not include eliminations for inter-agency transactions within that portfolio.

(b) Agency estimates are reported on an AEIFRS basis. AEIFRS expenses considered other economic flows include net write-down and impairment of assets and fair value losses.

(c) The National Disability Insurance Scheme Launch Transition Agency (also known as the National Disability Insurance Agency, NDIA) is a corporate Commonwealth entity and as such is not required to report expenses separately as *administered* or *departmental*. However, the NDIA's expenses incurred in the provision of reasonable and necessary support to clients (*administered* in nature) will be significant over the forward estimates compared to other corporate Commonwealth entities. Additionally, these expenses are jointly funded by the Commonwealth and participating states and territories. To provide a better view of these NDIA expenses, Table 3.1 shows the split between expenses that are *departmental* or *administered* in nature and provides a total excluding NDIA that are *administered* in nature.

## Net Capital Investment Table

Table 3.2 presents net capital investment by agency. Net capital investment represents net expenditure by agencies on non-financial assets. It includes expenditure on assets such as defence equipment. It excludes any investment in financial assets such as loans.

**Table 3.2: Net Capital Investment Table**

	Estimates			
	2020-21 \$m	2021-22 \$m	2022-23 \$m	2023-24 \$m
<b>Agriculture, Water and the Environment</b>				
Bureau of Meteorology	78	108	44	-8
Department of Agriculture, Water and the Environment	280	265	248	229
<b>Total</b>	<b>358</b>	<b>373</b>	<b>292</b>	<b>222</b>
<b>Attorney-General's</b>				
Attorney-General's Department	5	-7	-5	-44
Comcare	1	-6	1	2
High Court of Australia	-2	-5	-5	-5
National Archives of Australia	-17	-16	-18	-19
<b>Total</b>	<b>-13</b>	<b>-33</b>	<b>-27</b>	<b>-66</b>
<b>Defence</b>				
Australian Signals Directorate	109	88	39	14
Australian War Memorial	65	117	102	85
Defence Housing Australia	-177	-190	78	81
Department of Defence	6,163	8,231	10,391	11,254
Department of Veterans' Affairs	-18	-21	22	-26
<b>Total</b>	<b>6,142</b>	<b>8,226</b>	<b>10,631</b>	<b>11,407</b>
<b>Education, Skills and Employment</b>				
Australian Research Council	-2	-4	-3	-3
Department of Education, Skills and Employment	-102	41	-34	-53
<b>Total</b>	<b>-104</b>	<b>38</b>	<b>-37</b>	<b>-56</b>
<b>Finance</b>				
Department of Finance	-14	-20	-23	-35
Future Fund Management Agency	44	-7	-5	-5
<b>Total</b>	<b>30</b>	<b>-27</b>	<b>-28</b>	<b>-40</b>
<b>Foreign Affairs and Trade</b>				
Department of Foreign Affairs and Trade	147	107	40	9
<b>Total</b>	<b>147</b>	<b>107</b>	<b>40</b>	<b>9</b>
<b>Health</b>				
Department of Health	1,116	-9	1	-21
National Blood Authority	0	-1	5	-1
National Health and Medical Research Council	-4	-6	-6	-6
<b>Total</b>	<b>1,112</b>	<b>-16</b>	<b>0</b>	<b>-28</b>

**Table 3.2: Net Capital Investment Table (continued)**

	Estimates			
	2020-21	2021-22	2022-23	2023-24
	\$m	\$m	\$m	\$m
<b>Home Affairs</b>				
Australian Federal Police	53	-22	0	16
Australian Security Intelligence Organisation	11	-41	-40	-41
Department of Home Affairs	61	1,310	-399	-379
<b>Total</b>	<b>125</b>	<b>1,247</b>	<b>-439</b>	<b>-404</b>
<b>Industry, Science, Energy and Resources</b>				
Australian Nuclear Science and Technology Organisation	38	37	5	18
Clean Energy Finance Corporation	5	-2	4	-3
Commonwealth Scientific and Industrial Research Organisation	-19	-76	-43	-67
Department of Industry, Science, Energy and Resources	-10	-12	-30	-36
Geoscience Australia	-15	-27	-31	-31
<b>Total</b>	<b>-1</b>	<b>-80</b>	<b>-95</b>	<b>-119</b>
<b>Infrastructure, Transport, Regional Development and Communications</b>				
Australian Broadcasting Corporation	-55	-73	-63	-63
Australian Communications and Media Authority	-4	-6	-9	-10
Department of Infrastructure, Transport, Regional Development and Communications	-25	-28	-38	-36
National Capital Authority	-10	-10	-13	-13
National Gallery of Australia	21	6	6	6
National Library of Australia	5	0	0	-1
<b>Total</b>	<b>-68</b>	<b>-110</b>	<b>-118</b>	<b>-117</b>
<b>Parliament</b>				
Department of Parliamentary Services	22	2	-8	-9
<b>Total</b>	<b>22</b>	<b>2</b>	<b>-8</b>	<b>-9</b>
<b>Prime Minister and Cabinet</b>				
Department of the Prime Minister and Cabinet	-4	-5	-11	-11
Indigenous Business Australia	4	-6	-6	-9
Indigenous Land and Sea Corporation	-4	-12	-1	-2
National Indigenous Australians Agency	-11	-11	-11	-10
<b>Total</b>	<b>-16</b>	<b>-35</b>	<b>-29</b>	<b>-32</b>
<b>Social Services</b>				
Department of Social Services	-29	-31	-22	-15
National Disability Insurance Scheme Launch Transition Agency (NDIA)	-2	3	4	3
Services Australia	-199	-148	218	28
<b>Total</b>	<b>-230</b>	<b>-176</b>	<b>200</b>	<b>17</b>

**Table 3.2: Net Capital Investment Table (continued)**

	Estimates			
	2020-21 \$m	2021-22 \$m	2022-23 \$m	2023-24 \$m
<b>Treasury</b>				
Australian Bureau of Statistics	-6	-14	-27	-31
Australian Office of Financial Management	0	0	0	0
Australian Prudential Regulation Authority	4	-11	-17	-16
Australian Securities and Investments Commission	17	-23	-16	-12
Australian Taxation Office	-105	51	264	-120
Department of the Treasury	-3	-5	-5	-6
<b>Total</b>	<b>-93</b>	<b>-3</b>	<b>199</b>	<b>-186</b>
<b>Small agencies</b>	<b>84</b>	<b>35</b>	<b>-55</b>	<b>-154</b>
<b>Whole of government and inter-agency amounts(a)</b>	<b>-348</b>	<b>-281</b>	<b>-322</b>	<b>-193</b>
<b>Adjustments to AEIFRS movements in non-financial assets(b)</b>	<b>670</b>	<b>641</b>	<b>809</b>	<b>567</b>
<b>Total net capital investment</b>	<b>7,818</b>	<b>9,906</b>	<b>11,013</b>	<b>10,819</b>

(a) Estimates of inter-agency transactions are included in the whole-of-government and inter-agency amounts. The entry for each portfolio does not include eliminations for inter-agency transactions within that portfolio.

(b) Agency estimates are reported on an AEIFRS basis. AEIFRS movements in non-financial assets considered other economic flows include net write-down and impairment of non-financial assets and assets recognised for the first time.





# Appendix A: Agency Outcome Statements

This appendix provides a table of the Outcomes managed by each agency. It assists users to understand the Agency Resourcing Table.

The Outcome statements are listed by portfolio, in the order of: portfolio department(s) of state, corporate Commonwealth entities (\*) and Commonwealth companies (#), and then other agencies. Within these categories, agencies are listed alphabetically by official name. This is the same order as displayed in the annual Appropriation Bills and the Agency Resourcing Table.

Outcome statements articulate Government objectives and serve three main purposes:

- to explain the purposes for which annual appropriations are approved by the Parliament for use by bodies
- to provide a basis for budgeting and reporting against the use of funds
- to measure and assess non-financial performance in contributing to Government policy objectives.

This appendix contains approved Outcome statements for GGS agencies. It does not include agencies that are not within the GGS, such as Public Financial Corporations or Public Non-Financial Corporations.

Further information on the nature and structure of these agencies can be found in the *Flipchart of PGPA Act Commonwealth entities and companies*, which is available on the Finance website.



# Agency Outcome Statements

<b>Parliament</b>		
<b>Entity</b>	<b>Outcome</b>	<b>Description</b>
Department of the Senate	1	Advisory and administrative support services to enable the Senate and Senators to fulfil their representative and legislative duties.
Department of the House of Representatives	1	Advisory and administrative services support the House of Representatives to fulfil its representative and legislative role.
Department of Parliamentary Services	1	Support the functions of Parliament and parliamentarians through the provision of professional services, advice and facilities and maintain Australian Parliament House.
Parliamentary Budget Office	1	Inform the Parliament by providing independent and non-partisan analysis of the budget cycle, fiscal policy and the financial implications of proposals.

<b>Agriculture, Water and the Environment</b>		
<b>Entity</b>	<b>Outcome</b>	<b>Description</b>
Department of Agriculture, Water and the Environment	1	Conserve, protect and sustainably manage Australia's biodiversity, ecosystems, environment and heritage through research, information management, supporting natural resource management, establishing and managing Commonwealth protected areas, and reducing and regulating the use of pollutants and hazardous substances, and coordination of climate change adaptation strategy and climate change science activities.
Department of Agriculture, Water and the Environment	2	Advance Australia's strategic, scientific, environmental and economic interests in the Antarctic region by protecting, administering and researching the region.
Department of Agriculture, Water and the Environment	3	More sustainable, productive, internationally competitive and profitable Australian agricultural, food and fibre industries through policies and initiatives that promote better resource management practices, innovation, self-reliance and improved access to international markets.
Department of Agriculture, Water and the Environment	4	Safeguard Australia's animal and plant health status to maintain overseas markets and protect the economy and environment from the impact of exotic pests and diseases, through risk assessment, inspection and certification, and the implementation of emergency response arrangements for Australian agricultural, food and fibre industries.
Department of Agriculture, Water and the Environment	5	Improve the health of rivers and freshwater ecosystems and water use efficiency through implementing water reforms, and ensuring enhanced sustainability, efficiency and productivity in the management and use of water resources.
Australian Pesticides and Veterinary Medicines Authority*	1	Protection of the health and safety of people, animals, the environment, and agricultural and livestock industries through regulation of pesticides and veterinary medicines.
Cotton Research and Development Corporation*	1	Adoption of innovation that leads to increased productivity, competitiveness and environmental sustainability through investment in research and development that benefits the Australian cotton industry and the wider community.

<b>Agriculture, Water and the Environment</b>		
<b>Entity</b>	<b>Outcome</b>	<b>Description</b>
Director of National Parks*	1	Management of Commonwealth reserves as outstanding natural places that enhance Australia's well-being through the protection and conservation of their natural and cultural values, supporting the aspirations of Aboriginal and Torres Strait Islander people in managing their traditional land and sea country, and offering world class natural and cultural visitor experiences.
Fisheries Research and Development Corporation*	1	Increased economic, social and environmental benefits for Australian fishing and aquaculture, and the wider community, by investing in knowledge, innovation, and marketing.
Grains Research and Development Corporation*	1	New information and products that enhance the productivity, competitiveness and environmental sustainability of Australian grain growers and benefit the industry and wider community, through planning, managing and implementing investments in grains research and development.
Murray-Darling Basin Authority*	1	Equitable and sustainable use of the Murray-Darling Basin by governments and the community including through development and implementation of a Basin Plan, operation of the River Murray system, shared natural resource management programs, research, information and advice.
Regional Investment Corporation*	1	Encourage growth, investment and resilience in Australian farm businesses and rural and regional communities by delivering the Commonwealth's farm business concessional loans and the National Water Infrastructure Loan Facility.
Rural Industries Research and Development Corporation*	1	Increased knowledge that fosters sustainable, productive and profitable new and existing rural industries and furthers understanding of national rural issues through research and development in government-industry partnership.
Sydney Harbour Federation Trust*	1	Enhanced appreciation and understanding of the natural and cultural values of Sydney for all visitors, through the remediation, conservation and adaptive re-use of, and access to, Trust lands on Sydney Harbour.
Wine Australia*	1	Foster and enable a competitive Australian wine industry by investing in research and development, building markets, disseminating knowledge and ensuring compliance.
Australian Fisheries Management Authority	1	Ecologically sustainable and economically efficient Commonwealth fisheries, through understanding and monitoring Australia's marine living resources and regulating and monitoring commercial fishing, including domestic licensing and deterrence of illegal foreign fishing.
Bureau of Meteorology	1	Enabling a safe, prosperous, secure and healthy Australia through the provision of weather, water, climate and ocean services.
Great Barrier Reef Marine Park Authority	1	The long-term protection, ecologically sustainable use, understanding and enjoyment of the Great Barrier Reef for all Australians and the international community, through the care and development of the Marine Park.

<b>Attorney-General's</b>		
<b>Entity</b>	<b>Outcome</b>	<b>Description</b>
Attorney-General's Department	1	A just and secure society through the maintenance and improvement of Australia's law, justice, security and integrity frameworks.
Attorney-General's Department	2	Facilitate jobs growth through policies and programs that promote fair, productive and safe workplaces.
Australian Human Rights Commission*	1	An Australian society in which human rights are respected, protected and promoted through independent investigation and resolution of complaints, education and research to promote and eliminate discrimination, and monitoring, and reporting on human rights.
Comcare*	1	Promote and enable safe and healthy work.
Administrative Appeals Tribunal	1	Provide correct or preferable decisions through a mechanism of independent review of administrative decisions that is accessible, fair, just, economical, informal, quick and proportionate.
Asbestos Safety and Eradication Agency	1	Assist in the prevention of exposure to asbestos fibres and the elimination of asbestos-related disease in Australia through implementing the National Strategic Plan for Asbestos Awareness and Management in Australia.
Australian Building and Construction Commission	1	Enforce workplace relations laws in the building and construction industry and ensure compliance with those laws by all participants in the building and construction industry through the provision of education, assistance and advice.
Australian Commission for Law Enforcement Integrity	1	Independent assurance to the Australian Government that Commonwealth law enforcement agencies and their staff act with integrity by detecting, investigating and preventing corruption.
Australian Financial Security Authority	1	Maintain confidence in Australia's personal insolvency and personal property securities systems through delivering fair, efficient and effective trustee and registry services, and risk-based regulation.
Australian Law Reform Commission	1	Informed government decisions about the development, reform and harmonisation of Australian laws and related processes through research, analysis, reports and community consultation and education.
Fair Work Commission	1	Simple, fair and flexible workplace relations for employees and employers through the exercise of powers to set and vary minimum wages and modern awards, facilitate collective bargaining, approve agreements and deal with disputes.
Fair Work Ombudsman and Registered Organisations Commission	1	Compliance with workplace relations legislation by employees and employers through advice, education and where necessary enforcement.
Fair Work Ombudsman and Registered Organisations Commission	2	Effective governance and financial transparency of registered employee and employer organisations, through regulation, investigation and appropriate enforcement action.
Federal Court of Australia	1	Apply and uphold the rule of law for litigants in the Federal Court of Australia and parties in the National Native Title Tribunal through the resolution of matters according to law and through the effective management of the administrative affairs of the Court and Tribunal.
Federal Court of Australia	2	Apply and uphold the rule of law for litigants in the Family Court of Australia through the resolution of family law matters according to law, particularly more complex family law matters, and through the effective management of the administrative affairs of the Court.

<b>Attorney-General's</b>		
<b>Entity</b>	<b>Outcome</b>	<b>Description</b>
Federal Court of Australia	3	Apply and uphold the rule of law for litigants in the Federal Circuit Court of Australia through more informal and streamlined resolution of family law and general federal law matters according to law, through the encouragement of appropriate dispute resolution processes and through the effective management of the administrative affairs of the Court.
Federal Court of Australia	4	Improved administration and support of the resolution of matters according to law for litigants in the Federal Court of Australia, the Family Court of Australia and the Federal Circuit Court of Australia and parties in the National Native Title Tribunal through efficient and effective provision of shared corporate services.
High Court of Australia	1	To interpret and uphold the Australian Constitution and perform the functions of the ultimate appellate Court in Australia.
National Archives of Australia	1	To promote the creation, management and preservation of authentic, reliable and usable Commonwealth records and to facilitate Australians' access to the archival resources of the Commonwealth.
Office of the Australian Information Commissioner	1	Provision of public access to Commonwealth Government information, protection of individuals' personal information, and performance of information commissioner, freedom of information and privacy functions.
Office of the Commonwealth Ombudsman	1	Fair and accountable administrative action by Australian Government entities and prescribed private sector organisations, by investigating complaints, reviewing administrative action and statutory compliance inspections and reporting.
Office of the Director of Public Prosecutions	1	Contribute to a fair, safe and just society by delivering an effective, independent prosecution service in accordance with the Prosecution Policy of the Commonwealth.
Office of the Inspector-General of Intelligence and Security	1	Independent assurance for the Prime Minister, senior ministers and Parliament as to whether Australia's intelligence and security agencies act legally and with propriety by inspecting, inquiring into and reporting on their activities.
Office of Parliamentary Counsel	1	A body of Commonwealth laws and instruments that give effect to intended policy, and that are coherent, readable and readily accessible, through the drafting and publication of those laws and instruments.
Safe Work Australia	1	Healthier, safer and more productive workplaces through improvements to Australian work health and safety and workers' compensation arrangements.
Seafarers Safety, Rehabilitation and Compensation Authority	1	Safe and healthy workplaces, and cost effective and fair compensation.

<b>Defence</b>		
<b>Entity</b>	<b>Outcome</b>	<b>Description</b>
Department of Defence	1	Defend Australia and its national interests through the conduct of operations and provision of support for the Australian community and civilian authorities in accordance with Government direction.
Department of Defence	2	Protect and advance Australia's strategic interests through the provision of strategic policy, the development, delivery and sustainment of military, intelligence and enabling capabilities, and the promotion of regional and global security and stability as directed by Government.

<b>Defence</b>		
<b>Entity</b>	<b>Outcome</b>	<b>Description</b>
Defence Housing Australia*	1	To contribute to the Defence outcome by providing total housing services that meet Defence operational and client needs through a strong customer and business focus.
Australian Signals Directorate	1	Defend Australia from global threats and advance our national interests through the provision of foreign signals intelligence, cyber security and offensive cyber operations, as directed by Government.
Department of Veterans' Affairs	1	Maintain and enhance the financial wellbeing and self-sufficiency of eligible persons and their dependants through access to income support, compensation, and other support services, including advice and information about entitlements.
Department of Veterans' Affairs	2	Maintain and enhance the physical wellbeing and quality of life of eligible persons and their dependants through health and other care services that promote early intervention, prevention and treatment, including advice and information about health service entitlements.
Department of Veterans' Affairs	3	Acknowledgement and commemoration of those who served Australia and its allies in wars, conflicts and peace operations through promoting recognition of service and sacrifice, preservation of Australia's wartime heritage, and official commemorations.
Australian War Memorial*	1	Australians remembering, interpreting and understanding the Australian experience of war and its enduring impact through maintaining and developing the national memorial, its collection and exhibition of historical material, commemorative ceremonies and research.

<b>Education, Skills and Employment</b>		
<b>Entity</b>	<b>Outcome</b>	<b>Description</b>
Department of Education, Skills and Employment	1	Improved early learning, schooling, student educational outcomes and transitions to and from school through access to quality child care, support, parent engagement, quality teaching and learning environments.
Department of Education, Skills and Employment	2	Promote growth in economic productivity and social wellbeing through access to quality higher education, international education, and international quality research, skills and training.
Department of Education, Skills and Employment	3	Promote growth in economic productivity and social wellbeing through access to quality skills and training.
Department of Education, Skills and Employment	4	Foster a productive and competitive labour market through policies and programs that assist job seekers into work and meet employer needs.
Australian Curriculum, Assessment and Reporting Authority*	1	Improved quality and consistency of school education in Australia through a national curriculum, national assessment, data collection, and performance reporting system.
Australian Institute for Teaching and School Leadership Limited#	1	Enhance the quality of teaching and school leadership through developing standards, recognising teaching excellence, providing professional development opportunities, and supporting the teaching profession.
Australian Research Council	1	Growth of knowledge and innovation through managing research funding schemes, measuring research excellence and providing advice.

<b>Education, Skills and Employment</b>		
<b>Entity</b>	<b>Outcome</b>	<b>Description</b>
Australian Skills Quality Authority	1	Contribute to a high quality vocational education and training sector, including through streamlined and nationally consistent regulation of training providers and courses, and the communication of advice to the sector on improvements to the quality of vocational education and training.
Tertiary Education Quality and Standards Agency	1	Contribute to a high quality higher education sector through streamlined and nationally consistent higher education regulatory arrangements; registration of higher education providers; accreditation of higher education courses; and investigation, quality assurance and dissemination of higher education standards and performance.

<b>Finance</b>		
<b>Entity</b>	<b>Outcome</b>	<b>Description</b>
Department of Finance	1	Support sustainable Australian Government finances through providing high quality policy advice and operational support to the government and Commonwealth entities to maintain effective and efficient use of public resources.
Department of Finance	2	Support an efficient and high-performing public sector through providing leadership to Commonwealth entities in ongoing improvements to public sector governance, including through systems, frameworks, policy, advice and service delivery.
Department of Finance	3	Support for Parliamentarians and others as required by the Australian Government through the delivery of, and advice on, work expenses and allowances, entitlements and targeted programs.
Commonwealth Superannuation Corporation*	1	Retirement and insurance benefits for scheme members and beneficiaries, including past, present and future employees of the Australian Government and other eligible employers and members of the Australian Defence Force, through investment and administration of their superannuation funds and schemes.
Australian Electoral Commission	1	Maintain an impartial and independent electoral system for eligible voters through active electoral roll management, efficient delivery of polling services, and targeted education and public awareness programs.
Future Fund Management Agency	1	Strengthen the Commonwealth's financial position for the benefit of the Australian people, by managing the investment activities of the Future Fund and certain other Australian Government investment funds in line with their Investment Mandates.
Independent Parliamentary Expenses Authority	1	Support for current and former Parliamentarians and others as required by the Australian Government through the delivery of, independent oversight and advice on, work resources and travel resources.

<b>Foreign Affairs and Trade</b>		
<b>Entity</b>	<b>Outcome</b>	<b>Description</b>
Department of Foreign Affairs and Trade	1	The advancement of Australia's international strategic, security and economic interests including through bilateral, regional and multilateral engagement on Australian Government foreign, trade and international development policy priorities.



<b>Foreign Affairs and Trade</b>		
<b>Entity</b>	<b>Outcome</b>	<b>Description</b>
Department of Foreign Affairs and Trade	2	The protection and welfare of Australians abroad and access to secure international travel documentation through timely and responsive travel advice and consular and passport services in Australia and overseas.
Department of Foreign Affairs and Trade	3	A secure Australian Government presence overseas through the provision of security services and information and communications technology infrastructure, and the management of the Commonwealth's overseas property estate.
Tourism Australia*	1	Grow demand and foster a competitive and sustainable Australian tourism industry through partnership marketing to targeted global consumers in key markets.
Australian Centre for International Agricultural Research	1	To achieve more productive and sustainable agricultural systems for the benefit of developing countries and Australia through international agricultural research and training partnerships.
Australian Secret Intelligence Service	1	Enhanced understanding for the Government of the overseas environment affecting Australia's interests through the provision of covert intelligence services about the capabilities, intentions or activities of people or organisations outside Australia.
Australian Trade and Investment Commission	1	Contribute to Australia's economic prosperity by promoting Australia's export and other international economic interests through the provision of information, advice and services to business, associations, institutions and government.
Australian Trade and Investment Commission	2	The protection and welfare of Australians abroad through timely and responsive consular and passport services in specific locations overseas.

<b>Health</b>		
<b>Entity</b>	<b>Outcome</b>	<b>Description</b>
Department of Health	1	Australia's health system is better equipped to meet current and future health needs by applying research, evaluation, innovation, and use of data to develop and implement integrated, evidence-based health policies, and through support for sustainable funding for health infrastructure.
Department of Health	2	Support for sustainable funding for public hospital services and improved access to high quality, comprehensive and coordinated preventive, primary and mental health care for all Australians, with a focus on those with complex health care needs and those living in regional, rural and remote areas, including through access to a skilled health workforce.
Department of Health	3	Improved opportunities for community participation in sport and recreation, excellence in high-performance athletes, and protecting the integrity of sport through investment in sport infrastructure, coordination of Commonwealth involvement in major sporting events, and research and international cooperation on sport issues.
Department of Health	4	Access to cost-effective medicines, medical, dental and hearing services, and improved choice in health services, including through the Pharmaceutical Benefits Scheme, Medicare, targeted assistance strategies and private health insurance.
Department of Health	5	Protection of the health and safety of the Australian community and preparedness to respond to national health emergencies and risks, including through immunisation,

Agency Outcome Statements

Health		
Entity	Outcome	Description
		initiatives, and regulation of therapeutic goods, chemicals, gene technology, and blood and organ products.
Department of Health	6	Improved wellbeing for older Australians through targeted support, access to quality care and related information services.
Australian Commission on Safety and Quality in Health Care*	1	Improved safety and quality in health care across the health system, including through the development, support for implementation, and monitoring of national clinical safety and quality guidelines and standards.
Australian Digital Health Agency*	1	To deliver national digital healthcare systems to enable and support improvement in health outcomes for Australians.
Australian Institute of Health and Welfare*	1	A robust evidence-base for the health, housing and community sectors, including through developing and disseminating comparable health and welfare information and statistics.
Australian Sports Commission*	1	Increased participation in organised sport and continued international sporting success including through leadership and development of a cohesive and effective sports sector, provision of targeted financial support, and the operation of the Australian Institute of Sport.
Australian Sports Foundation Limited#	1	Improved Australian sporting infrastructure through assisting eligible organisations to raise funds for registered sporting projects.
Food Standards Australia New Zealand*	1	A safe food supply and well-informed consumers in Australia and New Zealand, including through the development of food regulatory measures and the promotion of their consistent implementation, coordination of food recall activities and the monitoring of consumer and industry food practices.
Independent Hospital Pricing Authority*	1	Promote improved efficiency in, and access to, public hospital services primarily through setting efficient national prices and levels of block funding for hospital activities.
Aged Care Quality and Safety Commission	1	Protect and enhance the safety, health, wellbeing and quality of life of aged care consumers, including through effective engagement with them, regulation and education of Commonwealth-funded aged care service providers and resolution of aged care complaints.
Australian Organ and Tissue Donation and Transplantation Authority	1	Improved access to organ and tissue transplants, including through a nationally coordinated and consistent approach and system.
Australian Radiation Protection and Nuclear Safety Agency	1	Protection of people and the environment through radiation protection and nuclear safety research, policy, advice, codes, standards, services and regulation.
Cancer Australia	1	Minimised impacts of cancer, including through national leadership in cancer control with targeted research and clinical trials; evidence informed clinical practice; strengthened national data capacity; community and consumer information and support.
National Blood Authority	1	Access to a secure supply of safe and affordable blood products, including through national supply arrangements and coordination of best practice standards within agreed funding policies under the national blood arrangements.
National Health Funding Body	1	Provide transparent and efficient administration of Commonwealth, state and territory funding of the Australian public hospital system, and support the obligations and responsibilities of the Administrator of the National Health Funding Pool.
National Health and Medical Research Council	1	Improved health and medical knowledge, including through funding research, translating research findings into

<b>Health</b>		
<b>Entity</b>	<b>Outcome</b>	<b>Description</b>
		evidence-based clinical practice, administering legislation governing research, issuing guidelines and advice for ethics in health and the promotion of public health.
National Mental Health Commission	1	Provide expert advice to the Australian Government and cross-sectoral leadership on the policy, programs, services and systems that support mental health in Australia, including through administering the Annual National Report Card on Mental Health and Suicide Prevention, undertaking performance monitoring and reporting, and engaging consumers and carers.
Professional Services Review	1	A reduction of the risks to patients and costs to the Australian Government of inappropriate practice, including through investigating health services claimed under the Medicare and Pharmaceutical benefits schemes.
Sport Integrity Australia	1	Protection of the integrity of Australian sport and the health and welfare of those who participate in sport through the coordination of a national approach to all sports integrity matters.

<b>Home Affairs</b>		
<b>Entity</b>	<b>Outcome</b>	<b>Description</b>
Department of Home Affairs	1	Protect Australia's sovereignty, security and safety through its national security, emergency management system, law enforcement, and managing its border, including managing the stay and departure of all non-citizens.
Department of Home Affairs	2	Support a prosperous and inclusive society, and advance Australia's economic interests through the effective management of the visa, multicultural and citizenship programs and provision of refugee and humanitarian assistance and settlement and migrant services.
Department of Home Affairs	3	Advance Australia's economic interests through the facilitation of the trade of goods to and from Australia and the collection of border revenue.
Australian Criminal Intelligence Commission	1	To make Australia safer through improved national ability to discover, understand and respond to current and emerging crime threats and criminal justice issues, including the ability to connect police and law enforcement to essential criminal intelligence, policing knowledge and information through collaborative national information systems and services.
Australian Federal Police	1	Reduced criminal and security threats to Australia's collective economic and societal interests through co-operative policing services.
Australian Federal Police	2	A safe and secure environment through policing activities on behalf of the Australian Capital Territory Government.
Australian Institute of Criminology	1	Informed crime and justice policy and practice in Australia by undertaking, funding and disseminating policy-relevant research of national significance; and through the generation of a crime and justice evidence base and national knowledge centre.
Australian Security Intelligence Organisation	1	To protect Australia, its people and its interests from threats to security through intelligence collection, assessment and advice to Government.
Australian Transaction Reports and Analysis Centre	1	The protection of the financial system from criminal abuse through actionable financial intelligence and collaboration with domestic and international partners.

Industry, Science, Energy and Resources		
Entity	Outcome	Description
Department of Industry, Science, Energy and Resources	1	Enabling growth and productivity for globally competitive industries through supporting science and commercialisation, growing business investment and improving business capability and streamlining regulation.
Department of Industry, Science, Energy and Resources	2	Reduce Australia's greenhouse gas emissions, contribute to effective global action on climate change, and support technological innovation in clean and renewable energy, through developing and implementing a national response to climate change.
Department of Industry, Science, Energy and Resources	3	Support the affordable, reliable, secure and competitive operation of energy markets for the long term benefit of the Australian community through improving Australia's energy supply, efficiency, quality, performance and productivity.
Department of Industry, Science, Energy and Resources	4	Facilitating the growth of small and family business.
Australian Institute of Marine Science*	1	Growth of knowledge to support protection and sustainable development of Australia's marine resources through innovative marine science and technology.
Australian Nuclear Science and Technology Organisation*	1	Improved knowledge, innovative capacity and healthcare through nuclear-based facilities, research, training, products, services and advice to Government, industry, the education sector and the Australian population.
Australian Renewable Energy Agency*	1	Support improvements in the competitiveness of renewable energy and related technologies and the supply of renewable energy by administering financial assistance, developing analysis and advice about, and sharing information and knowledge with regard to, renewable energy and related technologies.
Clean Energy Finance Corporation*	1	Facilitate increased flows of finance into Australia's clean energy sector, applying commercial rigour to investing in renewable energy, low-emissions and energy efficiency technologies, building industry capacity, and disseminating information to industry stakeholders.
Commonwealth Scientific and Industrial Research Organisation*	1	Innovative scientific and technology solutions to national challenges and opportunities to benefit industry, the environment and the community, through scientific research and capability development, services and advice.
National Offshore Petroleum Safety Environmental Management Authority*	1	Promote and enforce the effective management of risks to the workforce, the environment and the structural integrity of facilities, wells and well-related equipment of the Australian offshore petroleum and greenhouse gas storage industries through regulatory oversight.
Northern Australia Infrastructure Facility*	1	Enable economic growth in northern Australia, by facilitating private sector investment in economic infrastructure through the provision of concessional financing delivered through the State and Territory Governments.
Clean Energy Regulator	1	Contribute to a reduction in Australia's net greenhouse gas emissions, including through the administration of market based mechanisms that incentivise reduction in emissions and the promotion of additional renewable electricity generation.
Climate Change Authority	1	Provide expert advice to the Australian Government on climate change mitigation initiatives, including through conducting regular and specifically commissioned reviews and through undertaking climate change research.

<b>Industry, Science, Energy and Resources</b>		
<b>Entity</b>	<b>Outcome</b>	<b>Description</b>
Geoscience Australia	1	Informed government, industry and community decisions on the economic, social and environmental management of the nation's natural resources through enabling access to geoscientific and spatial information.
IP Australia	1	Increased innovation, investment and trade in Australia, and by Australians overseas, through the administration of the registrable intellectual property rights system, promoting public awareness and industry engagement, and advising government.

<b>Infrastructure, Transport, Regional Development and Communications</b>		
<b>Entity</b>	<b>Outcome</b>	<b>Description</b>
Department of Infrastructure, Transport, Regional Development and Communications	1	Improved infrastructure across Australia through investment in and coordination of transport and other infrastructure.
Department of Infrastructure, Transport, Regional Development and Communications	2	An efficient, sustainable, competitive, safe and secure transport system for all transport users through regulation, financial assistance and safety investigations.
Department of Infrastructure, Transport, Regional Development and Communications	3	Strengthening the sustainability, capacity and diversity of our cities and regional economies including through facilitating local partnerships between all levels of government and local communities; through reforms that stimulate economic growth; and providing grants and financial assistance.
Department of Infrastructure, Transport, Regional Development and Communications	4	Good governance in the Australian Territories through the maintenance and improvement of the overarching legislative framework for self-governing territories, and laws and services for non-self-governing territories.
Department of Infrastructure, Transport, Regional Development and Communications	5	Promote an innovative and competitive communications sector, through policy development, advice and program delivery, so all Australians can realise the full potential of digital technologies and communications services.
Department of Infrastructure, Transport, Regional Development and Communications	6	Participation in, and access to, Australia's arts and culture through developing and supporting cultural expression.
Australia Council*	1	Supporting Australian artists and arts organisations to create and present excellent art that is accessed by audiences across Australia and abroad.
Australian Broadcasting Corporation*	1	Informed, educated and entertained audiences - throughout Australia and overseas - through innovative and comprehensive media and related services.
Australian Business Arts Foundation Ltd#	1	A cultural environment that enriches the lives of all Australians.
Australian Film, Television and Radio School*	1	Support the development of a professional screen arts and broadcast culture in Australia including through the provision of specialist industry-focused education, training, and research.
Australian Maritime Safety Authority*	1	Minimise the risk of shipping incidents and pollution in Australian waters through ship safety and environment protection regulation and services and maximise people saved from maritime and aviation incidents through search and rescue coordination.
Australian National Maritime Museum*	1	Increased knowledge, appreciation and enjoyment of Australia's maritime heritage by managing the National Maritime Collection and staging programs, exhibitions and events.

<b>Infrastructure, Transport, Regional Development and Communications</b>		
<b>Entity</b>	<b>Outcome</b>	<b>Description</b>
Civil Aviation Safety Authority*	1	Maximise aviation safety through a regulatory regime, detailed technical material on safety standards, comprehensive aviation industry oversight, risk analysis, industry consultation, education and training.
Infrastructure Australia*	1	Improve decision-making on matters relating to infrastructure; advise governments and others on matters relating to infrastructure, including better assessment of infrastructure needs and prioritisation of infrastructure projects; and promote best practice infrastructure planning, financing, delivery and operation.
National Film and Sound Archive of Australia*	1	Increased engagement with Australia's audiovisual culture past and present through developing, preserving, maintaining and promoting the national audiovisual collection of historic and cultural significance.
National Gallery of Australia*	1	Increased understanding, knowledge and enjoyment of the visual arts by providing access to, and information about, works of art locally, nationally and internationally.
National Library of Australia*	1	Enhanced learning, knowledge creation, enjoyment and understanding of Australian life and society by providing access to a national collection of library material.
National Museum of Australia*	1	Increased awareness and understanding of Australia's history and culture by managing the National Museum's collections and providing access through public programs and exhibitions.
National Portrait Gallery of Australia*	1	Enhanced understanding and appreciation of Australian identity, culture and diversity through portraiture by engaging the public in education programs and exhibitions, and by developing and preserving the national portrait collection.
National Transport Commission*	1	Improved transport productivity, efficiency, safety and environmental performance and regulatory efficiency in Australia through developing, monitoring and maintaining nationally consistent regulatory and operational arrangements relating to road, rail and intermodal transport.
Screen Australia*	1	Promote engaged audiences and support a creative, innovative and commercially sustainable screen industry through the funding and promotion of diverse Australian screen product.
Special Broadcasting Service Corporation*	1	Provide multilingual and multicultural services that inform, educate and entertain all Australians and in so doing reflect Australia's multicultural society.
Australian Communications and Media Authority	1	A communications and media environment that balances the needs of the industry and the Australian community through regulation, education and advice.
Australian Transport Safety Bureau	1	Improved transport safety in Australia including through: independent 'no blame' investigation of transport accidents and other safety occurrences; safety data recording, analysis and research; and fostering safety awareness, knowledge and action.
National Capital Authority	1	Manage the strategic planning, promotion and enhancement of Canberra as the National Capital for all Australians through the development and administration of the National Capital Plan, operation of the National Capital Exhibition, delivery of education and awareness programs and works to enhance the character of the National Capital.

<b>Infrastructure, Transport, Regional Development and Communications</b>		
<b>Entity</b>	<b>Outcome</b>	<b>Description</b>
National Faster Rail Agency	1	Improved rail infrastructure between our capital cities and their surrounding regional centres by providing coordination, strategic advice and the identification of investments that improve reliability and travel speeds.
North Queensland Water Infrastructure Authority	1	Progress the development of water resource projects in North Queensland, through strategic planning and coordination of information sharing among relevant regulatory authorities and stakeholders.

<b>Prime Minister and Cabinet</b>		
<b>Entity</b>	<b>Outcome</b>	<b>Description</b>
Department of the Prime Minister and Cabinet	1	Provide high quality policy advice and support to the Prime Minister, the Cabinet, Portfolio Ministers and Assistant Ministers including through the coordination of government activities, policy development and program delivery.
Aboriginal Hostels Limited#	1	Improved access to education, employment, health and other services for Aboriginal and Torres Strait Islander people travelling or relocating through the operation of temporary hostel accommodation services.
Australian Institute of Aboriginal and Torres Strait Islander Studies*	1	Further understanding of Australian Indigenous cultures, past and present through undertaking and publishing research, and providing access to print and audiovisual collections.
Indigenous Business Australia*	1	Improved wealth acquisition to support the economic independence of Aboriginal and Torres Strait Islander peoples through commercial enterprise, asset acquisition, construction and access to concessional home and business loans.
Indigenous Land and Sea Corporation*	1	Enhanced socio-economic development, maintenance of cultural identity and protection of the environment by Indigenous Australians through the acquisition and management of land, water and water-related rights.
National Australia Day Council Limited#	1	A shared celebration of Australia and Australians through promoting the meaning of and participation in Australia Day and the Australian of the Year Awards.
Old Parliament House*	1	An enhanced appreciation and understanding of the political and social heritage of Australia for members of the public, through activities including the conservation and upkeep of, and the provision of access to, Old Parliament House and the development of its collections, exhibitions and educational programs.
Torres Strait Regional Authority*	1	Progress towards closing the gap for Torres Strait Islander and Aboriginal people living in the Torres Strait Region through development planning, coordination, sustainable resource management, and preservation and promotion of Indigenous culture.
Australian National Audit Office	1	To improve public sector performance and accountability through independent reporting on Australian Government administration to Parliament, the Executive and the public.
Australian Public Service Commission	1	Increased awareness and adoption of best practice public administration by the public service through leadership, promotion, advice and professional development, drawing on research and evaluation.

Agency Outcome Statements

<b>Prime Minister and Cabinet</b>		
<b>Entity</b>	<b>Outcome</b>	<b>Description</b>
National Drought and North Queensland Flood Response and Recovery Agency	1	To coordinate Commonwealth activities for the purpose of assisting areas affected by drought or the North and Far North Queensland Monsoon Trough (25 January – 14 February 2019), including through strategic leadership and policy advice, recovery activities, drought preparation, and administering a loan scheme to provide assistance to eligible primary producers affected by the Monsoon Trough.
National Indigenous Australians Agency	1	Improve results for Indigenous Australians including in relation to school attendance, employment and community safety, through delivering services and programmes, and through measures that recognise the special place that Indigenous people hold in this Nation.
Office of National Intelligence	1	Advancement of Australia's national interests through increased government awareness of international developments affecting Australia, and integration, coordination and evaluation of Australia's national intelligence capabilities.
Office of the Official Secretary to the Governor-General	1	The performance of the Governor-General's role is facilitated through organisation and management of official duties, management and maintenance of the official household and property and administration of the Australian Honours and Awards system.
Workplace Gender Equality Agency	1	Promote and improve gender equality in Australian workplaces including through the provision of advice and assistance to employers and the assessment and measurement of workplace gender data.

<b>Social Services</b>		
<b>Entity</b>	<b>Outcome</b>	<b>Description</b>
Department of Social Services	1	Encourage self-reliance and support people who cannot fully support themselves by providing sustainable social security payments and assistance.
Department of Social Services	2	Contribute to stronger and more resilient individuals, families and communities by providing targeted services and initiatives.
Department of Social Services	3	Improved independence of, and participation by, people with disability, including improved support for carers, by providing targeted support and services.
Department of Social Services	4	Increased housing supply, improved community housing and assisting individuals experiencing homelessness through targeted support and services.
National Disability Insurance Scheme Launch Transition Agency*	1	To implement a National Disability Insurance Scheme that provides individual control and choice in the delivery of reasonable and necessary supports to improve independence, social and economic participation of eligible people with disability, their families and carers, and associated referral services and activities.
Australian Institute of Family Studies	1	Increased understanding of factors affecting how families function by conducting research and communicating findings to policy makers, service providers, and the broader community.
Digital Transformation Agency	1	Improve the user experience for all Australians accessing government information and services by leading the design, development and continual enhancement of whole-of-government service delivery policies and standards, platforms and joined-up services.



<b>Social Services</b>		
<b>Entity</b>	<b>Outcome</b>	<b>Description</b>
NDIS Quality and Safeguards Commission	1	Promote the delivery of quality supports and services to people with disability under the NDIS and other prescribed supports and services, including through nationally consistent and responsive regulation, policy development, advice and education.
Services Australia	1	Support individuals, families and communities to achieve greater self-sufficiency; through the delivery of policy advice and high quality accessible social, health and child support services and other payments; and support providers and businesses through convenient and efficient service delivery.

<b>Treasury</b>		
<b>Entity</b>	<b>Outcome</b>	<b>Description</b>
Department of the Treasury	1	Supporting and implementing informed decisions on policies for the good of the Australian people, including for achieving strong, sustainable economic growth, through the provision of advice to Treasury Ministers and the efficient administration of Treasury's functions.
Financial Adviser Standards and Ethics Authority Ltd*	1	Strengthen the professional and ethical standards of financial advisers through enhancing educational and training requirements and ethical standards to improve consumer outcomes.
National Housing Finance and Investment Corporation#	1	Improved housing outcomes for Australians, including through financial and other assistance to improve the efficiency and scale of the community housing sector, as well as for critical infrastructure that increases housing supply.
Australian Bureau of Statistics	1	Decisions on important matters made by governments, business and the broader community are informed by objective, relevant and trusted official statistics produced through the collection and integration of data, its analysis, and the provision of statistical information.
Australian Competition and Consumer Commission	1	Lawful competition, consumer protection, and regulated national infrastructure markets and services through regulation, including enforcement, education, price monitoring and determining the terms of access to infrastructure services.
Australian Office of Financial Management	1	The advancement of macroeconomic growth and stability, and the effective operation of financial markets, through issuing debt, investing in financial assets and managing debt, investments and cash for the Australian Government.
Australian Prudential Regulation Authority	1	Enhanced public confidence in Australia's financial institutions through a framework of prudential regulation which balances financial safety and efficiency, competition, contestability and competitive neutrality and, in balancing these objectives, promotes financial system stability in Australia.
Australian Securities and Investments Commission	1	Improved confidence in Australia's financial markets through promoting informed investors and financial consumers, facilitating fair and efficient markets and delivering efficient registry systems.
Australian Taxation Office	1	Confidence in the administration of aspects of Australia's taxation and superannuation systems through helping people understand their rights and obligations, improving ease of compliance and access to benefits, and managing non-compliance with the law.

Agency Outcome Statements

Treasury		
Entity	Outcome	Description
Commonwealth Grants Commission	1	Informed Government decisions on fiscal equalisation between the States and Territories through advice and recommendations on the distribution of GST revenue.
Infrastructure and Project Financing Agency	1	To leverage additional private sector investment in infrastructure and secure better returns from the Commonwealth's investment by assisting the Government to identify, assess, and broker financing opportunities for infrastructure and projects, including through engagement with Commonwealth entities, State and Territory governments, and the private sector.
Inspector General of Taxation	1	Improved tax administration through investigation of complaints, conducting reviews, public reporting and independent advice to Government and its relevant entities.
National Competition Council	1	Competition in markets that are dependent on access to nationally significant monopoly infrastructure, through recommendations and decisions promoting the efficient operation of, use of and investment in infrastructure.
Office of the Auditing and Assurance Standards Board	1	The formulation and making of auditing and assurance standards that are used by auditors of Australian entity financial reports or for other auditing and assurance engagements.
Office of the Australian Accounting Standards Board	1	The formulation and making of accounting standards that are used by Australian entities to prepare financial reports and enable users of these reports to make informed decisions.
Productivity Commission	1	Well-informed policy decision-making and public understanding on matters relating to Australia's productivity and living standards, based on independent and transparent analysis from a community-wide perspective.
Royal Australian Mint	1	The coinage needs of the Australian economy, collectors and foreign countries are met through the manufacture and sale of circulating coins, collector coins and other minted like products.

\* Corporate Commonwealth entity as defined in section 11 of the *Public Governance, Performance and Accountability Act 2013*.

# Commonwealth company as defined in section 89 of the *Public Governance, Performance and Accountability Act 2013*.